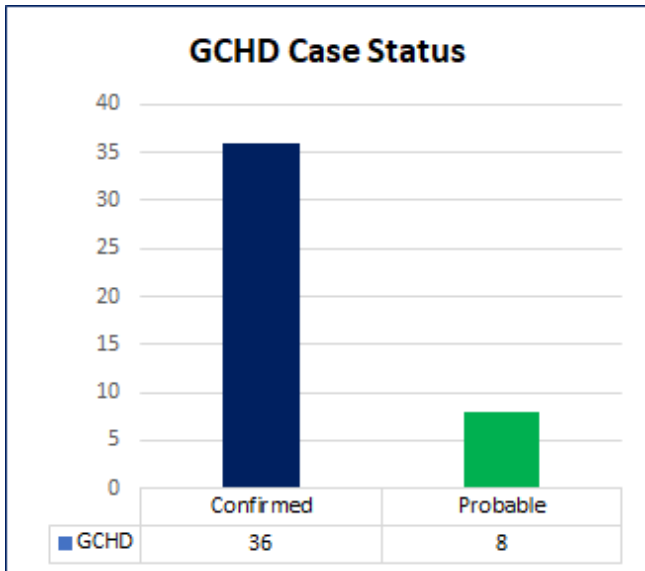


# GALION COVID-19 SITUATION REPORT

Check the Ohio Department of Health website after 2:00pm daily for the state-wide numbers.  
<https://coronavirus.ohio.gov/wps/portal/gov/covid-19/home>



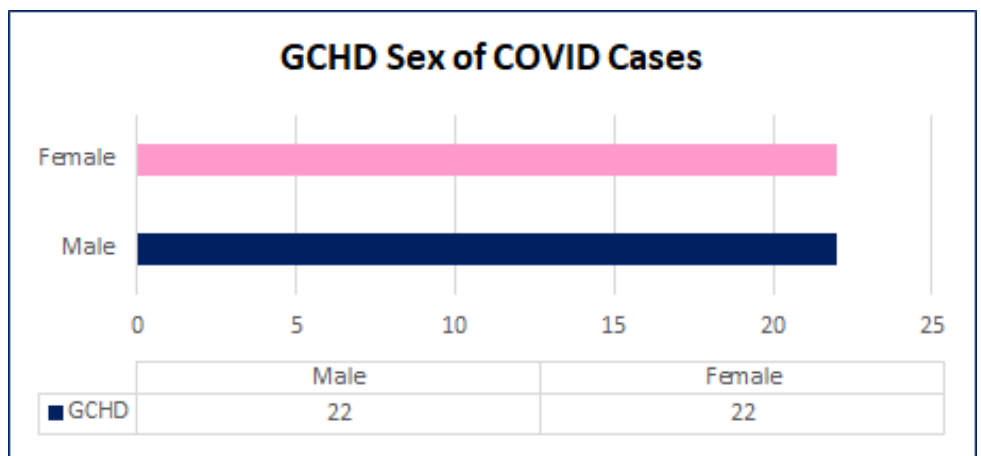
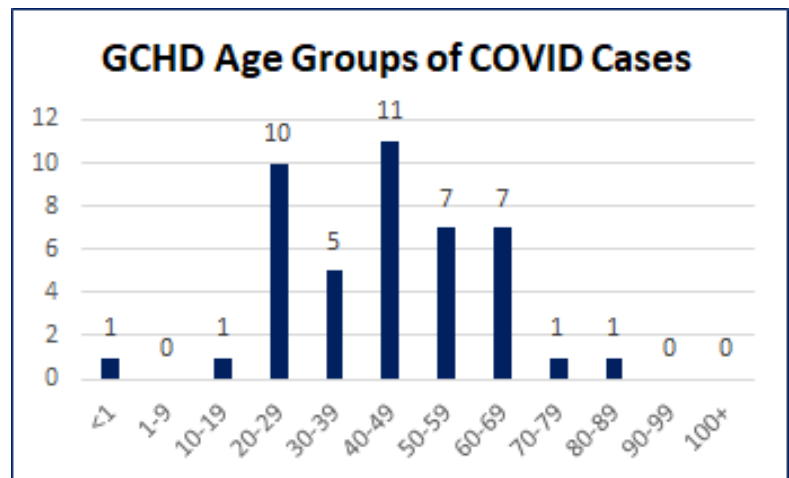
## GALION CASES AS OF 8/9/2020

- TOTAL CASES: **44** (# of Lab Confirmed Cases: **36**; CDC Probable Cases: **8**)
- Age Range: <1-early 80's Average Age: **43**
- Males- **22**, Females- **22**
- # of Cases Currently Hospitalized: **0**
- # of Cases Hospitalized (Cumulative): **4**
- # of Cases Recovered: **42 (95.45%)**
- TOTAL DEATHS: **0**

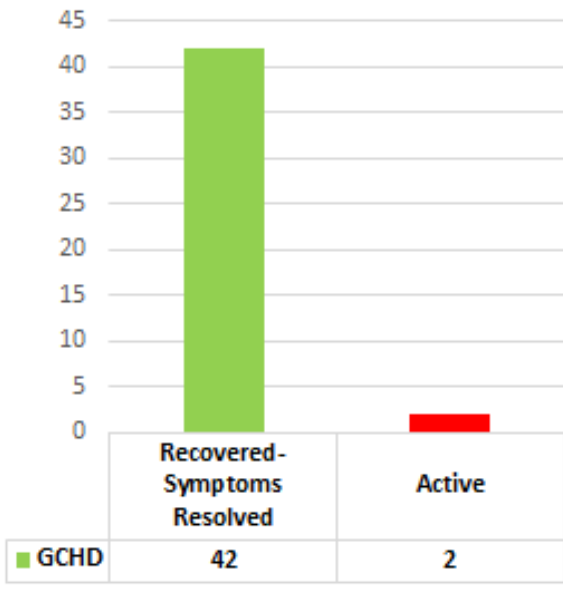
## CASE COUNTS

We are reporting **44** Total Cases: **36** Confirmed and **8** Probable cases within the Galion City Health Department jurisdiction. The ages for all confirmed and probable cases fall between **under 1** to **81** years of age; average age being **43**. The cases involve **22** females and **22** males.

**0** cases are currently hospitalized; **4** cases were previously hospitalized. The City of Galion is reporting **0** deaths.



## GCHD Case Recovery



## CASE RECOVERY

**42 (95.45%)** of the total cases are now cleared from isolation and doing well. All other cases are isolated at home (under orders to remain in their homes), recovering, and under the care of their family physicians.

Our public health staff have notified everyone that had been within 6ft of contact with these cases for a duration of 15 minutes or more. We wish all those affected by COVID-19 a speedy recovery.

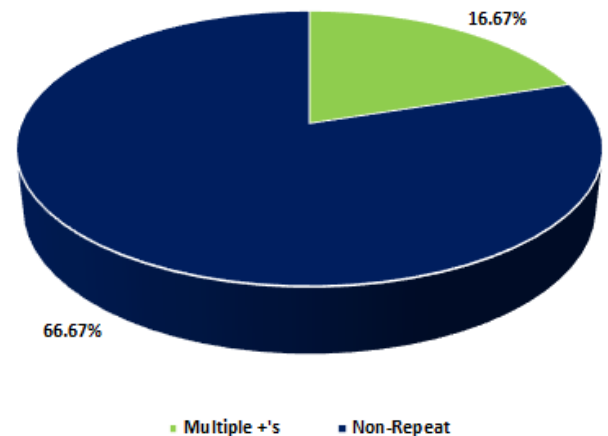
## REPEAT POSITIVE (+) CASES

With additional and continued testing of individuals within Galion, the Galion City Health Department has identified **6 (16.67%)** of our **36** laboratory confirmed cases have tested positive more than once. These cases are not added to the total case counts (no duplicates), however, this may affect the number of recoveries from time to time.

### Galion Repeat Positive (+) Confirmed Cases

*\*Only Laboratory Confirmed Cases included*

*\*Cases are not double counted in case count totals*



## ANTIBODY TESTING

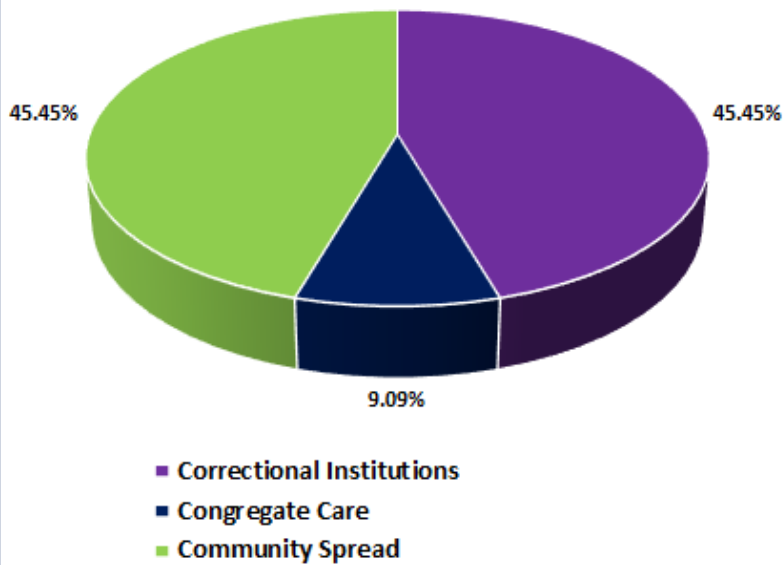
With COVID-19 Antibody testing becoming available, we will report these cases. We will however, report these separately. Currently **0** cases of positive antibody testing have been reported.

## OUTBREAKS

Within Galion, we have identified 2 separate outbreak categories - associations with either congregate care (nursing homes or residential facilities) or correctional institutions (prison/jail). Of our **44 Total Cases**, **4 (9.09%)** are associated with a congregate care settings, **20 (45.45%)** are associated with correctional institutions, and **20 (45.45%)** acquired COVID-19 from other locations through community spread.

*Note: Congregate living settings are those where more than six people reside with a propensity for rapid person-to-person spread, including but not limited to: assisted living facilities, nursing facilities, Ohio Veterans Homes, residential mental health and substance use treatment facilities, psychiatric hospitals and group home settings, developmental centers, intermediate care facilities and group homes for individuals with intellectual disabilities, facilities operated by the Ohio Department of Youth Services, facilities operated by the Department of Rehabilitation and Corrections, homeless and domestic violence shelters, and jails.*

GCHD Outbreaks vs. Community Spread

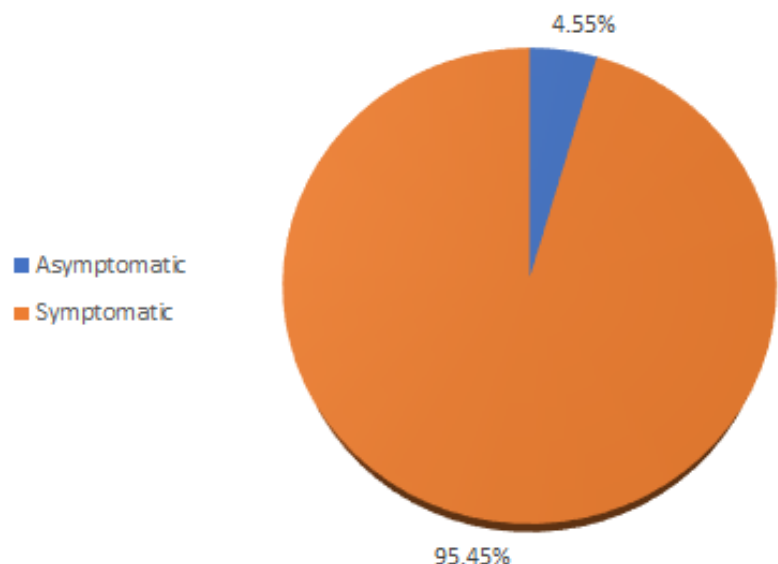


## ASYMPTOMATIC CASES

It is important to note that of our **44 Total Cases**, **2 (4.55%)** were asymptomatic; meaning they had no known signs or symptoms of COVID-19.

As businesses re-open, please remember the virus has not left our area. It is important to continue social distancing, washing your hands, avoid touching your face with unwashed hands, cleaning frequently touched surfaces often, and staying home if you are not feeling well.

GCHD Symptomatic vs Asymptomatic

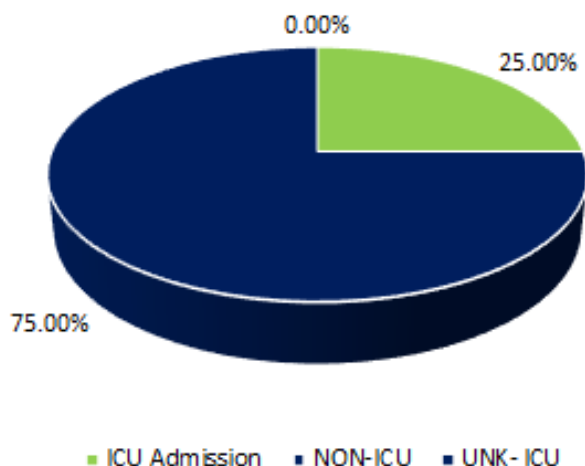


# HOSPITALIZED CASES

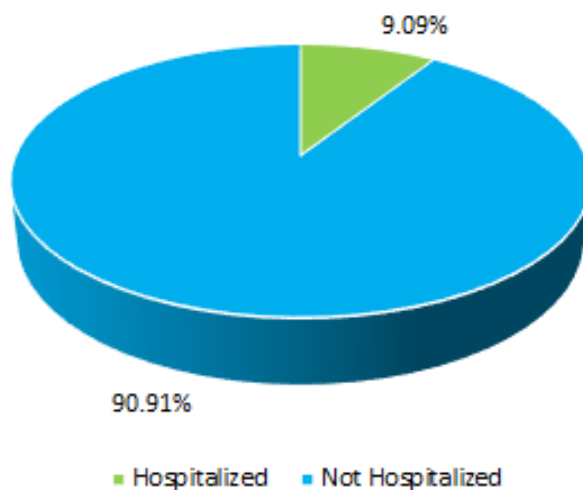
Of our **44** Total Cases, **4** (**9.09%**) were hospitalized. Of the hospitalized cases, **1** (**25.00%**) was admitted to the Intensive Care Unit (ICU).

## Galion Hospitalized Cases-ICU

%s based on total # of hospitalized cases



## Galion Hospitalized Cases



# TRENDS

Case counts by month are presented in the following chart. The largest spike in cases was seen in April 2020.

Case counts for August are as of **8/9/2020**.

## Galion COVID-19 Case Count By Month

as of 8/9/20

