

**Financial Reports for Month End
April 2026**



By signing below, I acknowledge I have reviewed the financial reports enclosed in this packet and hereby accept the reports as presented.

Brian Saterfield, President

Shellie Burgin

Mike Flick

Amanda Moran

Heidi Matney

Amie Wolf



Income - Fiscal Year 2026
Galion City Health Department

Income Source	Projected	January	February	March	April	May	June	July	August	September	October	November	December	Totals	5/5/2026 % of Projected
BCMH	\$2,000.00	\$168.00	\$48.00	\$312.00	\$0.00									\$528.00	26.40%
Car Seats / Boosters	\$0.00	\$0.00	\$0.00	\$0.00	\$0.00									\$0.00	0.00%
Imm Clinic Fees	\$0.00	\$0.00	\$0.00	\$0.00	\$0.00									\$0.00	0.00%
Imms - Medicaid	\$7,000.00	\$1,111.28	\$3.07	\$90.66	\$306.99									\$1,502.00	21.46%
Imms - Medicare	\$750.00	\$0.00	\$0.00	\$24.50	\$0.00									\$24.50	3.27%
Imms - Private Ins	\$30,000.00	\$1,064.55	\$420.29	\$1,329.87	\$923.34									\$3,738.05	12.46%
Imms - Cash	\$3,000.00	\$39.00	\$117.00	\$117.00	\$479.38									\$752.38	25.08%
Flu - Medicaid	\$1,000.00	\$16.07	\$0.00	\$0.00	\$0.00									\$16.07	1.61%
Flu - Medicare	\$9,000.00	\$1,413.24	\$411.60	\$489.44	\$0.00									\$2,314.28	25.71%
Flu - Private Ins	\$5,500.00	\$264.61	\$82.18	\$0.00	\$0.00									\$346.79	6.31%
Flu - Cash	\$1,500.00	\$0.00	\$0.00	\$0.00	\$0.00									\$0.00	0.00%
Flu Clinic Fees	\$0.00	\$0.00	\$0.00	\$0.00	\$0.00									\$0.00	0.00%
Covid - Medicaid	\$0.00	\$0.00	\$0.00	\$0.00	\$0.00									\$0.00	0.00%
Covid - Medicare	\$0.00	\$1,136.68	\$106.82	\$369.46	\$24.60									\$1,637.56	#DIV/0!
Covid - Private	\$0.00	\$142.95	\$265.32	\$0.00	\$0.00									\$408.27	#DIV/0!
Covid - Cash	\$0.00	\$0.00	\$0.00	\$0.00	\$0.00									\$0.00	0.00%
Lead Tests	\$25.00	\$0.00	\$0.00	\$0.00	\$0.00									\$0.00	0.00%
Lice Checks	\$155.00	\$0.00	\$0.00	\$100.00	\$0.00									\$100.00	64.52%
ODH-Ohio Youth Occupant Conf.	\$100.00	\$0.00	\$0.00	\$0.00	\$0.00									\$0.00	0.00%
Record Copies	\$200.00	\$0.00	\$12.00	\$21.00	\$0.00									\$33.00	16.50%
Donations	\$60.00	\$0.00	\$181.56	\$0.00	\$0.00									\$181.56	302.60%
Visuals	\$150.00	\$0.00	\$0.00	\$0.00	\$0.00									\$0.00	0.00%
Hearing	\$0.00	\$0.00	\$0.00	\$25.00	\$0.00									\$25.00	#DIV/0!
School Nursing - Galion	\$0.00	\$0.00	\$0.00	\$0.00	\$0.00									\$0.00	0.00%
School Nursing - St. Joe's - Galion	\$650.00	\$0.00	\$0.00	\$76.00	\$0.00									\$76.00	11.69%
OBB Stipend	\$0.00	\$0.00	\$0.00	\$0.00	\$0.00									\$0.00	0.00%
														\$0.00	0.00%
														\$0.00	0.00%
Total Nursing	\$61,090.00	\$5,356.38	\$1,647.84	\$2,944.93	\$1,734.31	\$0.00	\$0.00	\$0.00	\$0.00	\$0.00	\$0.00	\$0.00	\$0.00	\$11,683.46	19.12%
State Subsidy	\$6,000.00	\$0.00	\$6,651.28	\$0.00	\$0.00									\$6,651.28	110.85%
City Subsidy	\$300,000.00	\$0.00	\$0.00	\$300,000.00	\$0.00									\$300,000.00	100.00%
MAC	\$30,000.00	\$0.00	\$0.00	\$0.00	\$0.00									\$0.00	0.00%
HIV Grant	\$114,737.00	\$8,028.71	\$4,484.91	\$8,788.58	\$13,608.00									\$34,910.20	30.43%
STD Grant	\$319,436.00	\$26,605.62	\$21,488.19	\$36,122.78	\$18,438.62									\$102,655.21	32.14%
Sexual Health Cash	\$4,000.00	\$591.99	\$114.61	\$553.32	\$23.00									\$1,282.92	32.07%
Sexual Health Private	\$7,500.00	\$516.67	\$368.59	\$1,633.21	\$947.28									\$3,465.75	46.21%
Sexual Health Medicaid	\$6,000.00	\$1,059.12	\$265.56	\$731.00	\$1,039.36									\$3,095.04	51.58%
340B	\$504,000.00	\$71,090.98	\$44,099.59	\$45,421.02	\$61,975.26									\$222,586.85	44.16%
Mosquito Grant	\$13,500.00	\$0.00	\$0.00	\$0.00	\$0.00									\$0.00	0.00%
Healthy Homes-Lead	\$0.00	\$0.00	\$0.00	\$0.00	\$0.00									\$0.00	0.00%
Workforce Development (WF23)	\$86,031.00	\$6,282.76	\$6,521.53	\$6,289.97	\$11,243.99									\$30,338.25	35.26%
Sexual Health Medicare	\$0.00	\$0.00	\$0.00	\$56.09	\$0.00									\$56.09	#DIV/0!
	\$0.00													\$0.00	0.00%
Total Grants/Contracts	\$1,055,204.00	\$114,175.85	\$77,342.98	\$99,595.97	\$107,275.51	\$0.00	\$0.00	\$0.00	\$0.00	\$0.00	\$0.00	\$0.00	\$0.00	\$398,390.31	37.75%
Retail Food Estab. License Fees	\$9,642.00	\$0.00	\$5,054.00	\$4,900.75	\$496.75									\$10,451.50	108.40%
Retail Food Estab. Review Fees	\$0.00	\$97.00	\$187.50	\$97.00	\$0.00									\$381.50	#DIV/0!
Food Service Op. License Fees	\$24,233.20	\$0.00	\$17,804.20	\$4,920.50	\$1,024.25									\$23,748.95	98.00%
Food Service Op Plan Review Fees	\$0.00	\$0.00	\$238.50	\$0.00	\$0.00									\$238.50	#DIV/0!
Food Safety Class/Test	\$0.00	\$0.00	\$0.00	\$0.00	\$0.00									\$0.00	0.00%
Mobile Home Park Inspection Fees	\$500.00	\$0.00	\$0.00	\$0.00	\$0.00									\$0.00	0.00%
Pools	\$2,545.00	\$0.00	\$0.00	\$0.00	\$3,055.00									\$3,055.00	120.04%
Water Testing	\$35.00	\$0.00	\$0.00	\$0.00	\$0.00									\$0.00	0.00%
Smokefree Workplace	\$250.00	\$0.00	\$0.00	\$90.00	\$0.00									\$90.00	36.00%
Trash Hauler Fees	\$0.00	\$0.00	\$0.00	\$0.00	\$0.00									\$0.00	0.00%
Temporary Campground	\$125.00	\$0.00	\$0.00	\$0.00	\$0.00									\$0.00	0.00%
Tattoo License Fees	\$600.00	\$310.00	\$0.00	\$0.00	\$0.00									\$310.00	51.67%
Total EH	\$37,930.20	\$407.00	\$23,284.20	\$10,008.25	\$4,576.00	\$0.00	\$0.00	\$0.00	\$0.00	\$0.00	\$0.00	\$0.00	\$0.00	\$38,275.45	100.91%
Vital Statistics	\$38,000.00	\$3,128.16	\$5,785.53	\$5,128.16	\$3,962.90									\$18,004.75	47.38%
Misc/Other	\$0.00	\$0.00	\$0.00	\$0.00	\$182.16									\$182.16	#DIV/0!
Reimbursements	\$446,956.56	\$360.55	\$0.00	\$0.00	\$0.00									\$360.55	0.08%
Totals-Monthly		\$123,427.94	\$114,711.83	\$417,677.31	\$117,730.88	\$0.00	\$0.00	\$0.00	\$0.00	\$0.00	\$0.00	\$0.00	\$0.00	\$773,547.96	39.16%
Totals - YTD	\$1,975,180.76	\$123,427.94	\$238,139.77	\$655,817.08	\$773,547.96										
Percentage Incr / Decr over 2025 yr		-64.7%	-51.4%	8.2%	2.1%										
Monthly Totals 2025		\$349,948.40	\$139,841.20	\$116,255.55	\$151,818.91	\$127,715.52	\$75,582.76	\$92,872.06	\$124,098.34	\$91,502.19	\$113,453.32	\$96,983.88	\$76,461.47	\$1,556,533.60	
Monthly Totals - YTD - 2025		\$349,948.40	\$489,789.60	\$606,045.15	\$757,864.06	\$885,579.58	\$961,162.34	\$1,054,034.40	\$1,178,132.74	\$1,269,634.93	\$1,383,088.25	\$1,480,072.13	\$1,556,533.60		



Expenses - April 2026				
Vendor	Vendor #	Description	Account #	Amount
Charter	CC01516	Phone Service (March)	52323	\$30.33
OEHA	O01398	OEHA Conference - Andy	52333	\$180.00
Marion Prescription	M00990	340B Uninsured/Indigent Pat Meds	52416	\$50.00
Marion Prescription	M00990	340B Uninsured/Indigent Pat Meds	52416	\$50.00
Marion Prescription	M00990	340B Uninsured/Indigent Pat Meds	52416	\$50.00
Marion Prescription	M00990	340B Uninsured/Indigent Pat Meds	52416	\$50.00
Marion Prescription	M00990	340B Uninsured/Indigent Pat Meds	52416	\$50.00
Marion Prescription	M00990	340B Uninsured/Indigent Pat Meds	52416	\$50.00
Commando, LLC	C03528	HIV Home Testing Website Advertisin	52326	\$30,000.00
Sanofi Pasteur	A04625	Tubersol	52416	\$122.25
ES Consulting	E02500	IT Services (March)	52317	\$1,383.38
A-1 Printing	A00115	Outreach chairs	52410	\$772.80
Charter (Internet)	T01516N	Internet Services (March)	52323	\$89.98
Amazon	A01500	Paper Towels	52410	\$35.70
Amazon	A01500	Stamp Pad	52402	\$5.69
Amazon	A01500	White Out	52402	\$14.99
Galion Booster Club	G02551	Advertising - 2026 After Prom	52326	\$1,000.00
Amazon	A01500	Toilet Paper	52410	\$54.16
Columbia Gas	C03100	Natural Gas (March)	52323	\$161.41
Guttman Energy	G08070	Gasoline - 1st Quarter 2026	52436	\$39.24
Granger, Inc.	G05765	Temp Monitor/Data Logger	52450	\$204.92
Cintas	C01650	Mat Cleaning Services (December)	52410	\$34.53
Cintas	C01650	Mat Cleaning Services (March)	52410	\$34.53



Expenses - April 2026

Vendor	Vendor #	Description	Account #	Amount
Gordon Flesch	G05260	Copier and Fax	52335	\$75.40
Jennifer Jordan	J01900	Mileage Reimbursement (March)	52332	\$125.28
Abby Volk	V01500	Mileage Reimbursement (March)	52332	\$116.58
Matt Schwab	S01030	Mileage Reimbursement (March)	52332	\$106.14
Keith Faber, Auditor of State	O02500	LGS Audit Services	52311	\$2,272.00
Excercise Innovations	E02951	Bingocize Program License and Traini	52317	\$840.00
Excercise Innovations	E02951	Bingocize Program Start Up Supplies	52410	\$415.00
NACCHO	N00160	Annual Membership Fees	52329	\$295.00
Penny Taylor	T002952	Insurance and Credentialing	52317	\$480.00
GoDaddy	G05205	Website Updating Services	52317	\$124.99
Crawford County Chamber of Com	C04875	2026 Membership Dues	52329	\$185.00
Crawford County Chamber of Com	C04875	Advertising - Galion Events	52326	\$2,300.00
Ohio Department of Health	02500-T0277	1st Quarter Vital Stats Fees	52350	\$6,546.40
Liberty Mill	L01500	Public Health Week - Event Supplies	52326	\$11.52
Utility Office		Postage 10/2/25-12/31/25	52320	\$14.49
Utility Office		Postage 1/1/26-3/31/26	52320	\$51.80
Delmar Media/WVXG 95.1	D01550	HIV Prevention Radio Ads	52326	\$660.00
LexisNexis	L01301	Monthly Subscription (March)	52337	\$105.00
Franklin Communication	F03055	CCN & MCN	52326	\$359.50
Charter Communications	CC01516	Internet Service (April)	52323	\$89.98
Lind Media	L01730	Public Square Billboard	52326	\$550.00
Amazon	A01500	SHC Outreach Educational Items	52410	\$43.55
Sunrise Labs	S05413	Lab Fees	52317	\$934.49
Charter Communications	CC01516	Phone Servie (April)	52323	\$30.29
Sam's Club	MiscCC	National Public Health Week Supplies	52326	\$67.70
Dollar Tree	MiscCC	National Public Health Week Supplies	52326	\$33.52
Dollar Tree	MiscCC	National Public Health Week Supplies	52326	\$9.38
Caleb's at DKs	MiscCC	National Public Health Week Supplies	52326	\$20.00
Dollar General	MiscCC	National Public Health Week Supplies	52326	\$9.12
Taco Bell	MiscCC	National Public Health Week Supplies	52326	\$10.00
Three Bean Coffee House	MiscCC	National Public Health Week Supplies	52326	\$30.00
Clemans Nelson	C02400	Legal Fees - PPM	52317	\$2,257.50
Avita Health Foundation	A04630	Cornerstone Community Banner Prog	52326	\$99.00



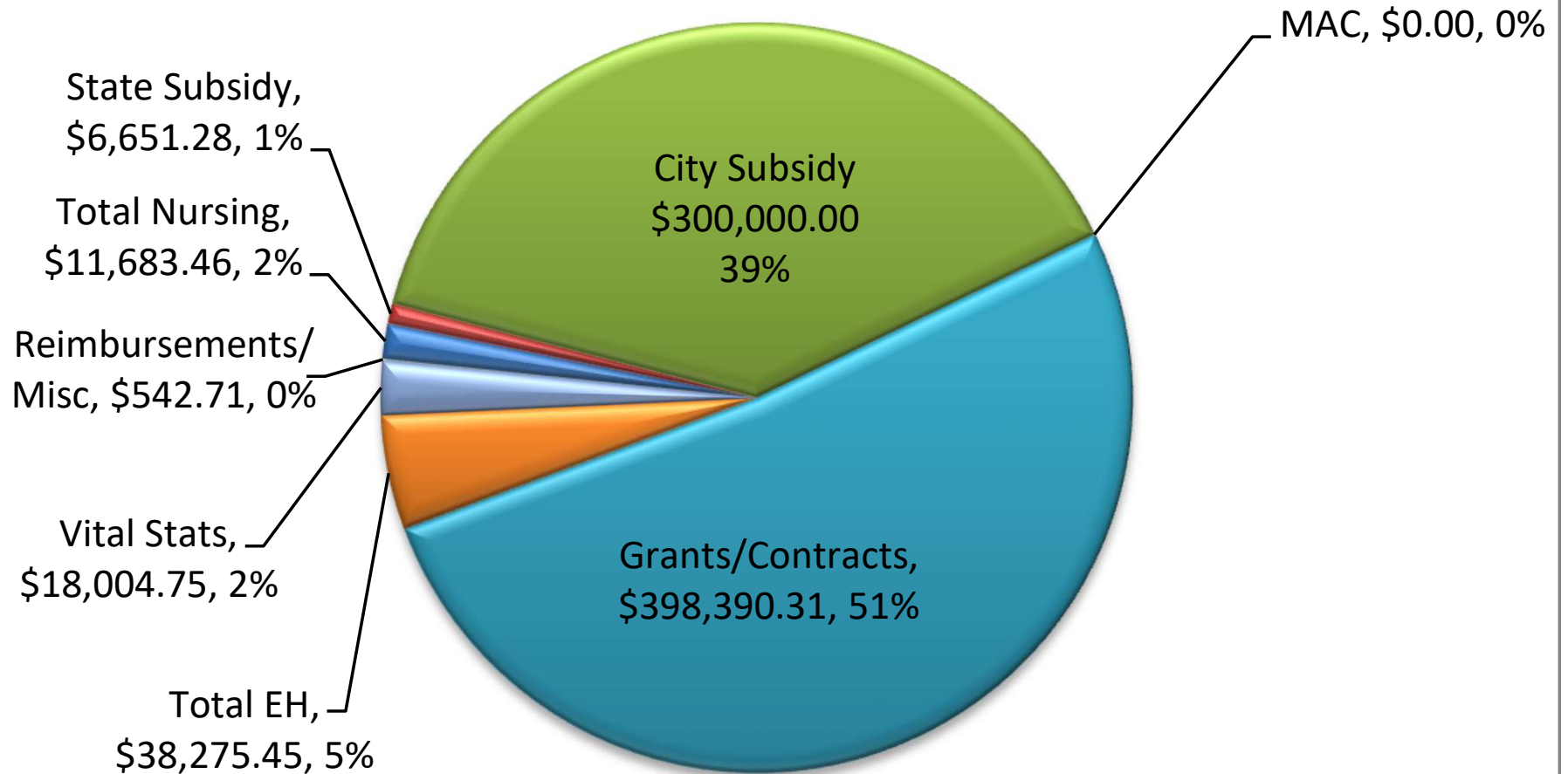
Expenses - April 2026

Vendor	Vendor #	Description	Account #	Amount
Red Lot Parking	MiscCC	Columbus Airport Parking - Sarah	52332	\$44.00
Davil Dawgs	MiscCC	Dinner - Sarah HIV Prevention Summit	52332	\$13.69
Minghin Streeterville	MiscCC	Lunch - Sarah HIV Prevention Summit	52332	\$26.00
Riccardo Trattoria	MiscCC	Dinner - Sarah HIV Prevention Summit	52332	\$38.00
Rush Street Pantry	MiscCC	Breakfast - Sarah HIV Prevention Summit	52332	\$13.74
America's Dog	MiscCC	Lunch - Sarah HIV Prevention Summit	52332	\$21.06
Su Casa	MiscCC	Dinner - Sarah HIV Prevention Summit	52332	\$35.76
Sarah Miley	M02995	Reimburse Hotel - HIV Prevention Summit	52332	\$794.83
Sarah Miley	M02995	Reimburse Mileage - HIV Prevention Summit	52332	\$68.44
Columbia Gas	C03100	Natural Gas (April)	52323	\$120.17
Lind Media	L01730	Billboard Advertising - Public Square	52326	\$550.00
The Ohioan Hotel	MiscCC	Andy - OEHA Conference	52332	\$178.76
Trattoria Roma	MiscCC	Andy - Dinner OEHA Conference	52332	\$26.00
Andrea Cindar	B00850	Reimburse Mileage - OEHA Conference	52332	\$63.22
OABH	A04191	Board of Health Membership	52329	\$ 150.00
Quest Diagnostics	Q02230	Indigent Patient Lab Fees	52317	\$69.00
ES Consulting	E02500	IT Services	52317	\$1,383.38
AOHC	O01364	Terri - Registration Public Health Conference	52333	\$250.00
Treasurer State of Ohio/ODH	O02500	FSO Fees - 1st Quarter	52354	\$902.00
Treasurer State of Ohio/ODH	O02500	FSO Fees - 1st Quarter	52354	\$634.00
Treasurer State of Ohio/ODH	O02500	RFE Fees - 1st Quarter	52355	\$248.00
Treasurer State of Ohio/ODH	O02500	RFE Fees - 1st Quarter	52355	\$536.00
Cintas	C01560	Mat Cleaning (April)	52410	\$34.53
Amazon	A01500	Paper Towels	52410	\$34.19
Amazon	A01500	Copy Paper	52402	\$39.97
Gordon Flesch	G05205	Copier and Fax (April)	52335	\$51.71
		April	Total	\$60,058.99



Income - April 2026 - Galion City Health Dept					
BCMH	\$	-	State Subsidy-VS	\$	-
Car Seats	\$	-	MAC	\$	-
Imm Clinic	\$	-	RFE License Fees	\$	496.75
Imms - Medicaid	\$	306.99	RFE Plan Review	\$	-
Imms - Medicare	\$	-	FSO License Fees	\$	1,024.25
Imms - Private	\$	923.34	FSO Plan Review	\$	-
Imms - Cash	\$	479.38	Food Safety Class/Test	\$	-
Flu - Medicaid	\$	-	MHP Inspection	\$	-
Flu - Medicare	\$	-	Pools	\$	3,055.00
Flu - Private	\$	-	Water Testing	\$	-
Flu - Cash	\$	-	Smokefree Workplace	\$	-
Flu Clinic	\$	-	Trash Hauler	\$	-
Covid - Medicaid	\$	-	Temp Campground	\$	-
Covid - Medicare	\$	24.60	Tattoo	\$	-
Covid - Private	\$	-	VS	\$	3,962.90
Covid - Cash	\$	-	Misc/Other	\$	182.16
Lead Test	\$	-	Reimbursements	\$	-
Lice Checks	\$	-	City Subsidy	\$	-
OBB Stipend	\$	-	HIV Grant	\$	13,608.00
Refunds-Nursing	\$	-	STD Grant	\$	18,438.62
Record Copies	\$	-	STD Misc-Other	\$	-
Donations	\$	-	STD Medicare	\$	-
Visuals	\$	-	340B	\$	61,975.26
School Galion	\$	-	Mosquito Grant	\$	-
School St Joe	\$	-	Healthy Homes Grant	\$	-
SHC Cash	\$	23.00	State Grant	\$	-
SHC Private	\$	947.28	GH	\$	-
SHC Medicaid	\$	1,039.36	Workforce 23	\$	11,243.99
State Subsidy	\$	-		\$	-
Total:				\$	117,730.88

2026 YTD Revenue by Department



APRIL 2026 – EXPENSES

- ❖ Commando (HIV Grant Advertising) \$30,000.00
- ❖ Bingocize Start up Costs - \$\$1,255.00
- ❖ First Quarter VS and EH Fees
- ❖ Need to Reimburse 230 for 1st Quarter Salary and Benefits from Grants

March 2026 – INCOME

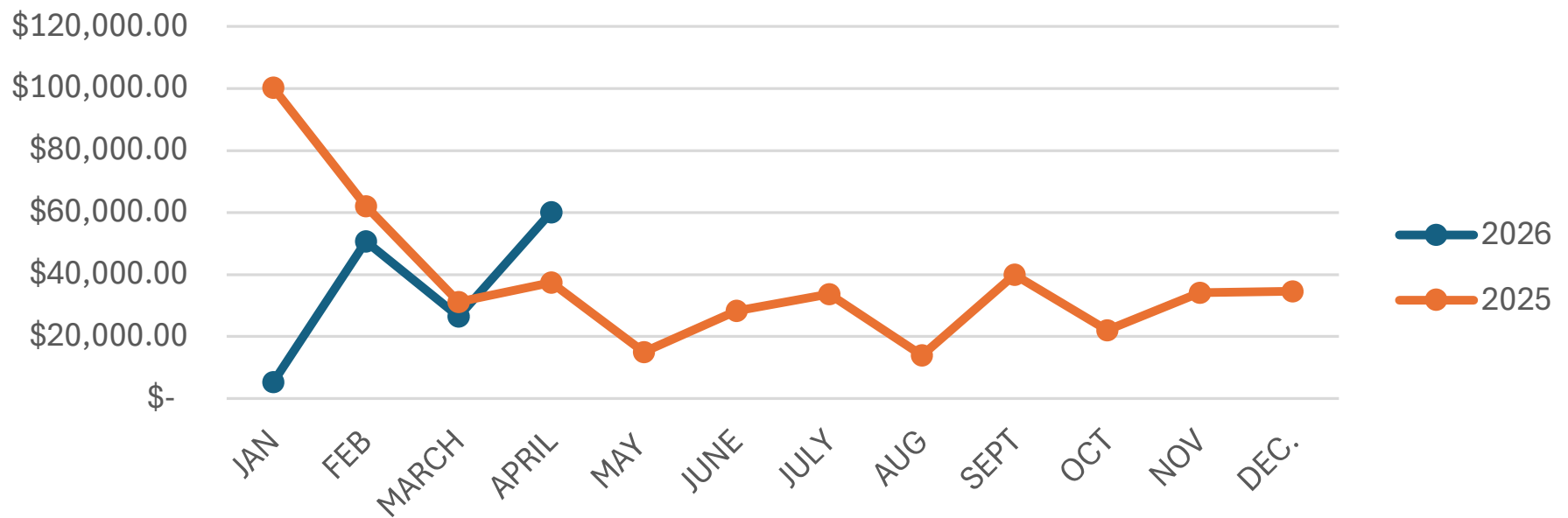
- ❖ 340B revenue \$61,975.26

EXPENSES

2025 - 2026 YTD

2025 Total: \$452,242.17

2026 YTD: \$142,524.99

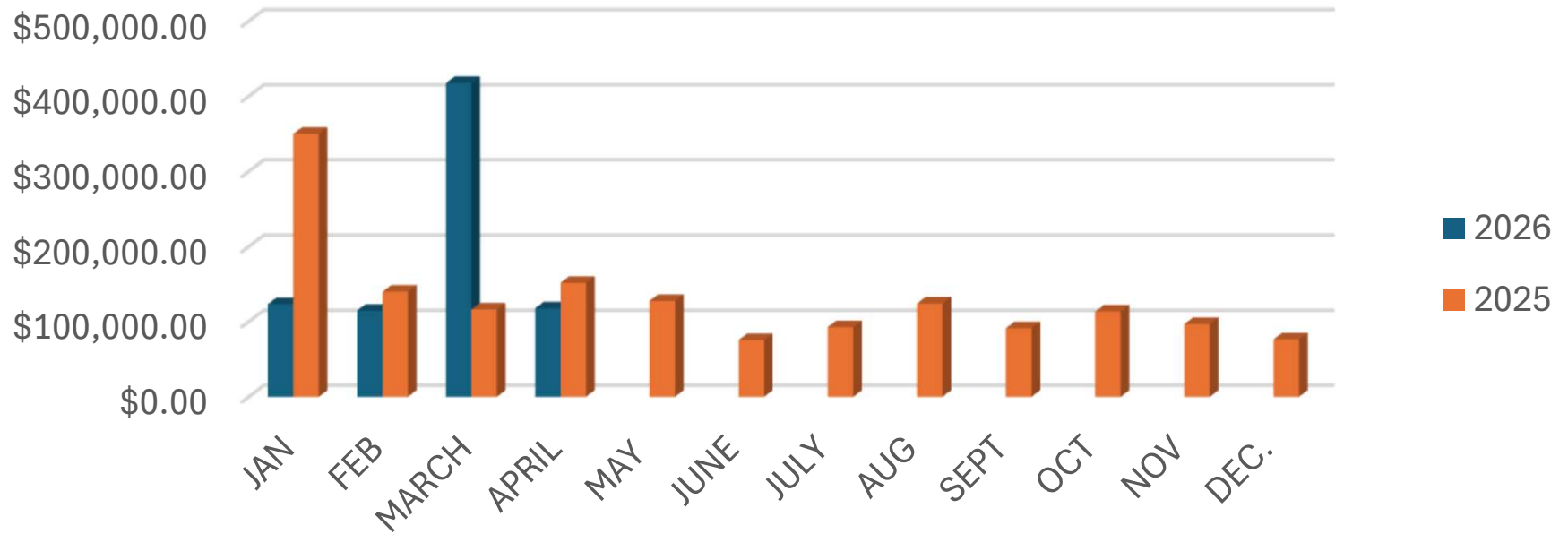


INCOME

2025-2026 YTD

2025 Total: \$1,566,533.60

2026 YTD: \$773,547.96



City of Galion

Statement of Cash Position

From: 1/1/2026 to 4/30/2026

Funds: 230 to 244

Include Inactive Accounts: No

Fund	Description	Beginning Balance	Net Revenue YTD	Net Expense YTD	Increases, Other YTD	Decreases, Other YTD	Unexpended Balance	Encumbrance YTD	Ending Balance
230	HEALTH DEPARTMENT	\$219,948.66	\$75,173.02	\$214,389.55	\$468,683.22	\$185,311.84	\$364,103.51	\$128,431.97	\$235,671.54
231	HEALTH DEPARTMENT MO	\$3.25	\$0.00	\$0.00	\$0.00	\$0.00	\$3.25	\$0.00	\$3.25
235	HEALTH DEPARTMENT 34	\$771,246.30	\$222,586.85	\$54,671.99	\$0.00	\$0.00	\$939,161.16	\$34,446.67	\$904,714.49
239	HEALTH DEPARTMENT W	\$51,930.43	\$30,338.25	\$14,214.38	\$49,600.00	\$28,975.00	\$88,679.30	\$17,964.63	\$70,714.67
240	HEALTH DEPARTMENT HI	\$95,603.46	\$34,910.20	\$46,899.58	\$36,355.00	\$66,525.67	\$53,443.41	\$8,505.12	\$44,938.29
241	HEALTH DEPARTMENT ST	\$109,081.92	\$110,539.64	\$44,985.64	\$83,856.84	\$73,182.55	\$185,310.21	\$13,094.84	\$172,215.37
242	HEALTH COVID-19 VACCIN	\$0.00	\$0.00	\$0.00	\$0.00	\$0.00	\$0.00	\$0.00	\$0.00
243	HEALTH COVID-19 ENHAN	\$0.00	\$0.00	\$0.00	\$0.00	\$0.00	\$0.00	\$0.00	\$0.00
244	HEALTH DEPARTMENT NE	\$0.00	\$0.00	\$0.00	\$15,500.00	\$0.00	\$15,500.00	\$0.00	\$15,500.00
Grand Total:		\$1,247,814.02	\$473,547.96	\$375,161.14	\$653,995.06	\$353,995.06	\$1,646,200.84	\$202,443.23	\$1,443,757.61

City of Galion Expense Report

Accounts: 230-2010-52101 to 243-9002-52920

Account Access Group: N/A

As Of: 1/1/2026 to 4/30/2026

Include Inactive Accounts: No

Include Pre-Encumbrances: No

Account	Description	Budget	MTD Expense	YTD Expense	UnExp. Balance	Encumbrance	Unenc. Balance	% Used
230	HEALTH DEPARTMENT					Target Percent:	33.33%	
PUBLIC HEALTH								
GENERAL HEALTH								
SALARIES AND WAGES								
230-2010-52101	EMPLOYEES - FULL TIME	\$481,000.00	\$37,281.28	\$148,046.12	\$332,953.88	\$0.00	\$332,953.88	30.78%
230-2010-52102	OVERTIME	\$0.00	\$0.00	\$0.00	\$0.00	\$0.00	\$0.00	N/A
230-2010-52103	MOVE-UP	\$0.00	\$0.00	\$0.00	\$0.00	\$0.00	\$0.00	N/A
230-2010-52104	PART-TIME	\$48,000.00	\$1,598.56	\$6,418.96	\$41,581.04	\$0.00	\$41,581.04	13.37%
230-2010-52105	LONGEVITY	\$960.00	\$0.00	\$0.00	\$960.00	\$0.00	\$960.00	0.00%
230-2010-52106	SEVERANCE-TERM PAY	\$0.00	\$0.00	\$0.00	\$0.00	\$0.00	\$0.00	N/A
230-2010-52107	BONUSES	\$0.00	\$0.00	\$0.00	\$0.00	\$0.00	\$0.00	N/A
230-2010-52108	CLOTHING ALLOWANCE	\$0.00	\$0.00	\$0.00	\$0.00	\$0.00	\$0.00	N/A
230-2010-52109	SICK LEAVE INCENTIVE	\$500.00	\$0.00	\$0.00	\$500.00	\$0.00	\$500.00	0.00%
230-2010-52111	RETRO PAY	\$0.00	\$0.00	\$0.00	\$0.00	\$0.00	\$0.00	N/A
230-2010-52112	COMP TIME	\$10,000.00	\$0.00	\$839.01	\$9,160.99	\$0.00	\$9,160.99	8.39%
	SALARIES AND WAGES Totals:	\$540,460.00	\$38,879.84	\$155,304.09	\$385,155.91	\$0.00	\$385,155.91	28.74%
BENEFITS								
230-2010-52201	WORKERS COMPENSATIO	\$10,809.20	\$0.00	\$791.40	\$10,017.80	\$0.00	\$10,017.80	7.32%
230-2010-52202	P.E.R.S.	\$75,460.00	\$5,403.95	\$26,941.14	\$48,518.86	\$0.00	\$48,518.86	35.70%
230-2010-52203	MEDICARE	\$7,836.67	\$563.06	\$2,249.12	\$5,587.55	\$0.00	\$5,587.55	28.70%
230-2010-52204	INS - HOSP	\$152,000.00	\$12,448.03	\$47,112.96	\$104,887.04	\$24,896.97	\$79,990.07	47.37%
230-2010-52205	INS - LIFE	\$780.00	\$59.36	\$237.44	\$542.56	\$421.92	\$120.64	84.53%
230-2010-52209	UNEMPLOYMENT COMP	\$4,170.00	\$0.00	\$0.00	\$4,170.00	\$4,170.00	\$0.00	100.00%
	BENEFITS Totals:	\$251,055.87	\$18,474.40	\$77,332.06	\$173,723.81	\$29,488.89	\$144,234.92	42.55%
CONTRACTUAL SERVICES								
230-2010-52304	PERSONNEL/HUM RES SVC	\$354.00	\$0.00	\$0.00	\$354.00	\$104.00	\$250.00	29.38%
230-2010-52311	OTHER FINANCIAL SERVIC	\$25,169.50	\$2,272.00	\$4,647.40	\$20,522.10	\$17,187.50	\$3,334.60	86.75%
230-2010-52314	INSURANCE	\$1,200.00	\$0.00	\$0.00	\$1,200.00	\$1,200.00	\$0.00	100.00%
230-2010-52317	OTHER TECHNICAL SERVI	\$31,767.98	\$3,873.93	\$7,519.08	\$24,248.90	\$10,247.81	\$14,001.09	55.93%
230-2010-52320	POSTAL SERVICES	\$1,403.15	\$66.29	\$397.84	\$1,005.31	\$301.62	\$703.69	49.85%
230-2010-52323	UTILITIES	\$3,454.81	\$346.08	\$818.08	\$2,636.73	\$1,572.61	\$1,064.12	69.20%
230-2010-52326	ADVERTISING	\$2,325.00	\$0.00	\$210.00	\$2,115.00	\$825.00	\$1,290.00	44.52%
230-2010-52329	MEMBERSHIPS & SUBSCRI	\$6,237.25	\$585.00	\$785.00	\$5,452.25	\$1,435.00	\$4,017.25	35.59%
230-2010-52332	TRAVEL EXPENSES	\$562.24	\$0.00	\$12.76	\$549.48	\$349.48	\$200.00	64.43%
230-2010-52333	REGISTRATION & TRAININ	\$500.00	\$0.00	\$125.00	\$375.00	\$375.00	\$0.00	100.00%
230-2010-52335	RENTAL/LEASE	\$794.79	\$84.65	\$142.02	\$652.77	\$2.77	\$650.00	18.22%
230-2010-52337	SOFTWARE LICENSURE/SU	\$13,000.00	\$0.00	\$843.28	\$12,156.72	\$5,431.00	\$6,725.72	48.26%

Expense Report
As Of: 1/1/2026 to 4/30/2026

Account	Description	Budget	MTD Expense	YTD Expense	UnExp. Balance	Encumbrance	Unenc. Balance	% Used
230-2010-52338	MAINTENANCE/REPAIR	\$2,000.00	\$0.00	\$0.00	\$2,000.00	\$300.00	\$1,700.00	15.00%
230-2010-52350	VITAL STATISTICS FEES	\$37,500.00	\$6,546.40	\$6,546.40	\$30,953.60	\$23,453.60	\$7,500.00	80.00%
230-2010-52351	BURIAL PERMIT FEES	\$2,635.96	\$0.00	\$0.00	\$2,635.96	\$1,635.96	\$1,000.00	62.06%
230-2010-52354	FOOD SERVICE OPERATIO	\$3,334.00	\$1,536.00	\$1,536.00	\$1,798.00	\$1,798.00	\$0.00	100.00%
230-2010-52355	RETAIL FOOD ESTABLISHM	\$1,448.00	\$784.00	\$784.00	\$664.00	\$664.00	\$0.00	100.00%
230-2010-52356	VENDING FEES	\$0.00	\$0.00	\$0.00	\$0.00	\$0.00	\$0.00	N/A
230-2010-52358	SWIMMING POOL & SPA FE	\$790.00	\$0.00	\$0.00	\$790.00	\$790.00	\$0.00	100.00%
230-2010-52359	PHARMACY LICENSE FEES	\$161.75	\$0.00	\$0.00	\$161.75	\$0.00	\$161.75	0.00%
230-2010-52361	PERMITS & LICENSES	\$0.00	\$0.00	\$0.00	\$0.00	\$0.00	\$0.00	N/A
230-2010-52389	TAXES, LEVIES & ASSESSM	\$0.00	\$0.00	\$0.00	\$0.00	\$0.00	\$0.00	N/A
230-2010-52390	REFUNDS	\$271.12	\$0.00	\$0.00	\$271.12	\$271.12	\$0.00	100.00%
CONTRACTUAL SERVICES Totals:		\$134,909.55	\$16,094.35	\$24,366.86	\$110,542.69	\$67,944.47	\$42,598.22	68.42%
MATERIALS AND SUPPLIES								
230-2010-52402	OFFICE MATERIALS & SUP	\$4,593.18	\$15.68	\$206.47	\$4,386.71	\$1,757.37	\$2,629.34	42.76%
230-2010-52410	OPERATING SUPPLIES	\$5,562.75	\$151.60	\$386.71	\$5,176.04	\$1,594.04	\$3,582.00	35.61%
230-2010-52415	MEDICAL/DENTAL/LAB SUP	\$2,111.40	\$0.00	\$73.10	\$2,038.30	\$238.30	\$1,800.00	14.75%
230-2010-52416	DRUGS/MEDICINES	\$51,103.26	\$122.25	\$122.25	\$50,981.01	\$26,189.13	\$24,791.88	51.49%
230-2010-52436	FUEL-GASOLINE/DIESEL/A	\$705.00	\$39.24	\$39.24	\$665.76	\$565.76	\$100.00	85.82%
230-2010-52437	VEHICLE SUPPLIES & REPA	\$850.00	\$0.00	\$145.99	\$704.01	\$654.01	\$50.00	94.12%
230-2010-52450	FURNITURE & SMALL EQUI	\$5,000.00	\$204.92	\$1,954.92	\$3,045.08	\$0.00	\$3,045.08	39.10%
230-2010-52456	MEDICAL EQUIPMENT	\$0.00	\$0.00	\$0.00	\$0.00	\$0.00	\$0.00	N/A
MATERIALS AND SUPPLIES Totals:		\$69,925.59	\$533.69	\$2,928.68	\$66,996.91	\$30,998.61	\$35,998.30	48.52%
CAPITAL OUTLAY								
230-2010-52501	LAND AND IMPROVEMENT	\$0.00	\$0.00	\$0.00	\$0.00	\$0.00	\$0.00	N/A
230-2010-52502	FURNITURE/EQUIPMENT	\$5,000.00	\$0.00	\$0.00	\$5,000.00	\$0.00	\$5,000.00	0.00%
230-2010-52503	BUILDINGS	\$0.00	\$0.00	\$0.00	\$0.00	\$0.00	\$0.00	N/A
230-2010-52504	VEHICLES	\$0.00	\$0.00	\$0.00	\$0.00	\$0.00	\$0.00	N/A
230-2010-52505	INFRASTRUCTURE	\$0.00	\$0.00	\$0.00	\$0.00	\$0.00	\$0.00	N/A
CAPITAL OUTLAY Totals:		\$5,000.00	\$0.00	\$0.00	\$5,000.00	\$0.00	\$5,000.00	0.00%
GENERAL HEALTH Totals:		\$1,001,351.01	\$73,982.28	\$259,931.69	\$741,419.32	\$128,431.97	\$612,987.35	38.78%
PUBLIC HEALTH Totals:		\$1,001,351.01	\$73,982.28	\$259,931.69	\$741,419.32	\$128,431.97	\$612,987.35	38.78%
OTHER FINANCING USES								
TRANSFERS								
TRANSFERS								
230-9001-52919	TRANSFERS	\$0.00	\$0.00	\$0.00	\$0.00	\$0.00	\$0.00	N/A
TRANSFERS Totals:		\$0.00	\$0.00	\$0.00	\$0.00	\$0.00	\$0.00	N/A
TRANSFERS Totals:		\$0.00	\$0.00	\$0.00	\$0.00	\$0.00	\$0.00	N/A
DEPARTMENT: 9002								
TRANSFERS								
230-9002-52920	ADVANCES OUT	\$186,832.09	\$15,500.00	\$185,311.84	\$1,520.25	\$0.00	\$1,520.25	99.19%
TRANSFERS Totals:		\$186,832.09	\$15,500.00	\$185,311.84	\$1,520.25	\$0.00	\$1,520.25	99.19%
DEPARTMENT: 9002 Totals:		\$186,832.09	\$15,500.00	\$185,311.84	\$1,520.25	\$0.00	\$1,520.25	99.19%
OTHER FINANCING USES Totals:		\$186,832.09	\$15,500.00	\$185,311.84	\$1,520.25	\$0.00	\$1,520.25	99.19%
230 Total:		\$1,188,183.10	\$89,482.28	\$445,243.53	\$742,939.57	\$128,431.97	\$614,507.60	48.28%

231 HEALTH DEPARTMENT MOSQUITO GRANT

Target Percent: 33.33%

Expense Report
As Of: 1/1/2026 to 4/30/2026

Account	Description	Budget	MTD Expense	YTD Expense	UnExp. Balance	Encumbrance	Unenc. Balance	% Used
PUBLIC HEALTH								
GENERAL HEALTH								
CONTRACTUAL SERVICES								
231-2010-52317	OTHER TECHNICAL SERVI	\$6,700.00	\$0.00	\$0.00	\$6,700.00	\$0.00	\$6,700.00	0.00%
231-2010-52326	ADVERTISING	\$3,400.00	\$0.00	\$0.00	\$3,400.00	\$0.00	\$3,400.00	0.00%
	CONTRACTUAL SERVICES Totals:	\$10,100.00	\$0.00	\$0.00	\$10,100.00	\$0.00	\$10,100.00	0.00%
MATERIALS AND SUPPLIES								
231-2010-52410	OPERATING SUPPLIES	\$3,400.00	\$0.00	\$0.00	\$3,400.00	\$0.00	\$3,400.00	0.00%
	MATERIALS AND SUPPLIES Totals:	\$3,400.00	\$0.00	\$0.00	\$3,400.00	\$0.00	\$3,400.00	0.00%
TRANSFERS								
231-2010-52920	ADVANCES OUT	\$0.00	\$0.00	\$0.00	\$0.00	\$0.00	\$0.00	N/A
	TRANSFERS Totals:	\$0.00	\$0.00	\$0.00	\$0.00	\$0.00	\$0.00	N/A
	GENERAL HEALTH Totals:	\$13,500.00	\$0.00	\$0.00	\$13,500.00	\$0.00	\$13,500.00	0.00%
	PUBLIC HEALTH Totals:	\$13,500.00	\$0.00	\$0.00	\$13,500.00	\$0.00	\$13,500.00	0.00%
OTHER FINANCING USES								
DEPARTMENT: 9002								
TRANSFERS								
231-9002-52920	ADVANCES OUT	\$0.00	\$0.00	\$0.00	\$0.00	\$0.00	\$0.00	N/A
	TRANSFERS Totals:	\$0.00	\$0.00	\$0.00	\$0.00	\$0.00	\$0.00	N/A
	DEPARTMENT: 9002 Totals:	\$0.00	\$0.00	\$0.00	\$0.00	\$0.00	\$0.00	N/A
	OTHER FINANCING USES Totals:	\$0.00	\$0.00	\$0.00	\$0.00	\$0.00	\$0.00	N/A
231 Total:		\$13,500.00	\$0.00	\$0.00	\$13,500.00	\$0.00	\$13,500.00	0.00%

235 HEALTH DEPARTMENT 340B DRUG PRICING PROGRAM Target Percent: 33.33%

PUBLIC HEALTH								
GENERAL HEALTH								
CONTRACTUAL SERVICES								
235-2010-52317	OTHER TECHNICAL SERVI	\$42,941.37	\$1,260.24	\$15,355.61	\$27,585.76	\$10,459.66	\$17,126.10	60.12%
235-2010-52320	POSTAL SERVICE	\$1,200.00	\$0.00	\$0.00	\$1,200.00	\$0.00	\$1,200.00	0.00%
235-2010-52323	UTILITIES	\$5,100.85	\$16.95	\$20.85	\$5,080.00	\$216.00	\$4,864.00	4.64%
235-2010-52326	ADVERTISING	\$61,174.50	\$4,690.24	\$6,162.24	\$55,012.26	\$6,171.26	\$48,841.00	20.16%
235-2010-52329	MEMBERSHIPS & SUBSCRI	\$5,130.00	\$45.00	\$45.00	\$5,085.00	\$130.00	\$4,955.00	3.41%
235-2010-52332	TRAVEL EXPENSES	\$11,518.87	\$1,176.45	\$1,850.18	\$9,668.69	\$1,693.01	\$7,975.68	30.76%
235-2010-52333	REGISTRATION & TRAININ	\$6,000.00	\$0.00	\$400.00	\$5,600.00	\$0.00	\$5,600.00	6.67%
235-2010-52335	RENTAL/LEASE	\$1,150.00	\$0.00	\$0.00	\$1,150.00	\$400.00	\$750.00	34.78%
235-2010-52337	SOFTWARE LICENSURE/SU	\$17,008.25	\$0.00	\$252.25	\$16,756.00	\$6,963.00	\$9,793.00	42.42%
235-2010-52338	MAINTENANCE/REPAIR	\$9,884.37	\$0.00	\$1,039.74	\$8,844.63	\$1,844.63	\$7,000.00	29.18%
235-2010-52359	PHARMACY LICENSE	\$1,000.00	\$0.00	\$0.00	\$1,000.00	\$0.00	\$1,000.00	0.00%
235-2010-52361	PERMITS & LICENSES	\$5,000.00	\$0.00	\$0.00	\$5,000.00	\$0.00	\$5,000.00	0.00%
235-2010-52390	REFUNDS	\$0.00	\$0.00	\$0.00	\$0.00	\$0.00	\$0.00	N/A
	CONTRACTUAL SERVICES Totals:	\$167,108.21	\$7,188.88	\$25,125.87	\$141,982.34	\$27,877.56	\$114,104.78	31.72%
MATERIALS AND SUPPLIES								
235-2010-52402	OFFICE MATERIALS & SUP	\$4,529.51	\$26.63	\$159.31	\$4,370.20	\$1,002.88	\$3,367.32	25.66%
235-2010-52410	OPERATING SUPPLIES	\$9,825.97	\$1,237.12	\$1,366.88	\$8,459.09	\$3,547.40	\$4,911.69	50.01%
235-2010-52415	MEDICAL/DENTAL/LAB SUP	\$15,762.02	\$0.00	\$114.37	\$15,647.65	\$647.65	\$15,000.00	4.83%
235-2010-52416	DRUGS/MEDICINES	\$11,500.00	\$300.00	\$750.00	\$10,750.00	\$750.00	\$10,000.00	13.04%

Expense Report
As Of: 1/1/2026 to 4/30/2026

Account	Description	Budget	MTD Expense	YTD Expense	UnExp. Balance	Encumbrance	Unenc. Balance	% Used
235-2010-52436	FUEL-GASOLINE/DIESEL/A	\$0.00	\$0.00	\$0.00	\$0.00	\$0.00	\$0.00	N/A
235-2010-52437	VEHICLE SUPPLIES & REPA	\$0.00	\$0.00	\$0.00	\$0.00	\$0.00	\$0.00	N/A
235-2010-52450	FURNITURE & SMALL EQUI	\$7,451.07	\$0.00	\$1,962.82	\$5,488.25	\$621.18	\$4,867.07	34.68%
235-2010-52456	MEDICAL EQUIPMENT	\$0.00	\$0.00	\$0.00	\$0.00	\$0.00	\$0.00	N/A
MATERIALS AND SUPPLIES Totals:		\$49,068.57	\$1,563.75	\$4,353.38	\$44,715.19	\$6,569.11	\$38,146.08	22.26%
CAPITAL OUTLAY								
235-2010-52502	FURNITURE/EQUIPMENT	\$25,000.00	\$0.00	\$13,115.00	\$11,885.00	\$0.00	\$11,885.00	52.46%
235-2010-52504	VEHICLES	\$325,000.00	\$0.00	\$0.00	\$325,000.00	\$0.00	\$325,000.00	0.00%
CAPITAL OUTLAY Totals:		\$350,000.00	\$0.00	\$13,115.00	\$336,885.00	\$0.00	\$336,885.00	3.75%
GENERAL GOVERNMENT COST								
235-2010-52850	OTHER EXPENSES	\$102,416.87	\$0.00	\$12,077.74	\$90,339.13	\$0.00	\$90,339.13	11.79%
GENERAL GOVERNMENT COST Totals:		\$102,416.87	\$0.00	\$12,077.74	\$90,339.13	\$0.00	\$90,339.13	11.79%
GENERAL HEALTH Totals:		\$668,593.65	\$8,752.63	\$54,671.99	\$613,921.66	\$34,446.67	\$579,474.99	13.33%
PUBLIC HEALTH Totals:		\$668,593.65	\$8,752.63	\$54,671.99	\$613,921.66	\$34,446.67	\$579,474.99	13.33%
OTHER FINANCING USES								
TRANSFERS								
TRANSFERS								
235-9001-52919	TRANSFERS	\$0.00	\$0.00	\$0.00	\$0.00	\$0.00	\$0.00	N/A
TRANSFERS Totals:		\$0.00	\$0.00	\$0.00	\$0.00	\$0.00	\$0.00	N/A
TRANSFERS Totals:		\$0.00	\$0.00	\$0.00	\$0.00	\$0.00	\$0.00	N/A
OTHER FINANCING USES Totals:		\$0.00	\$0.00	\$0.00	\$0.00	\$0.00	\$0.00	N/A
235 Total:		\$668,593.65	\$8,752.63	\$54,671.99	\$613,921.66	\$34,446.67	\$579,474.99	13.33%

239 HEALTH DEPARTMENT WORKFORCE DEVELOPMENT GRANT Target Percent: 33.33%

PUBLIC HEALTH

GENERAL HEALTH

CONTRACTUAL SERVICES

239-2010-52317	OTHER TECHNICAL SERVI	\$41,948.75	\$480.00	\$1,760.00	\$40,188.75	\$17,188.75	\$23,000.00	45.17%
239-2010-52326	ADVERTISING	\$500.00	\$0.00	\$0.00	\$500.00	\$0.00	\$500.00	0.00%
239-2010-52329	MEMBERSHIPS & SUBSCRI	\$7,600.00	\$0.00	\$5,670.00	\$1,930.00	\$75.00	\$1,855.00	75.59%
239-2010-52332	TRAVEL EXPENSES	\$1,500.00	\$374.12	\$374.12	\$1,125.88	\$625.88	\$500.00	66.67%
239-2010-52333	REGISTRATION & TRAININ	\$2,850.00	\$430.00	\$1,000.00	\$1,850.00	\$75.00	\$1,775.00	37.72%
CONTRACTUAL SERVICES Totals:		\$54,398.75	\$1,284.12	\$8,804.12	\$45,594.63	\$17,964.63	\$27,630.00	49.21%
MATERIALS AND SUPPLIES								
239-2010-52450	FURNITURE & SMALL EQUI	\$0.00	\$0.00	\$0.00	\$0.00	\$0.00	\$0.00	N/A
MATERIALS AND SUPPLIES Totals:		\$0.00	\$0.00	\$0.00	\$0.00	\$0.00	\$0.00	N/A
GENERAL GOVERNMENT COST								
239-2010-52850	OTHER EXPENSES	\$70,083.08	\$0.00	\$5,410.26	\$64,672.82	\$0.00	\$64,672.82	7.72%
GENERAL GOVERNMENT COST Totals:		\$70,083.08	\$0.00	\$5,410.26	\$64,672.82	\$0.00	\$64,672.82	7.72%
GENERAL HEALTH Totals:		\$124,481.83	\$1,284.12	\$14,214.38	\$110,267.45	\$17,964.63	\$92,302.82	25.85%
PUBLIC HEALTH Totals:		\$124,481.83	\$1,284.12	\$14,214.38	\$110,267.45	\$17,964.63	\$92,302.82	25.85%

OTHER FINANCING USES

TRANSFERS

TRANSFERS

239-9001-52919	TRANSFERS	\$0.00	\$0.00	\$0.00	\$0.00	\$0.00	\$0.00	N/A
TRANSFERS Totals:		\$0.00	\$0.00	\$0.00	\$0.00	\$0.00	\$0.00	N/A

Expense Report
As Of: 1/1/2026 to 4/30/2026

Account	Description	Budget	MTD Expense	YTD Expense	UnExp. Balance	Encumbrance	Unenc. Balance	% Used
	TRANSFERS Totals:	\$0.00	\$0.00	\$0.00	\$0.00	\$0.00	\$0.00	N/A
DEPARTMENT: 9002								
TRANSFERS								
239-9002-52920	ADVANCES OUT	\$28,975.00	\$0.00	\$28,975.00	\$0.00	\$0.00	\$0.00	100.00%
	TRANSFERS Totals:	\$28,975.00	\$0.00	\$28,975.00	\$0.00	\$0.00	\$0.00	100.00%
	DEPARTMENT: 9002 Totals:	\$28,975.00	\$0.00	\$28,975.00	\$0.00	\$0.00	\$0.00	100.00%
	OTHER FINANCING USES Totals:	\$28,975.00	\$0.00	\$28,975.00	\$0.00	\$0.00	\$0.00	100.00%
239 Total:		\$153,456.83	\$1,284.12	\$43,189.38	\$110,267.45	\$17,964.63	\$92,302.82	39.85%
240	HEALTH DEPARTMENT HIV GRANT					Target Percent:	33.33%	
PUBLIC HEALTH								
GENERAL HEALTH								
CONTRACTUAL SERVICES								
240-2010-52317	OTHER TECHNICAL SERVI	\$16,644.20	\$949.30	\$2,937.18	\$13,707.02	\$3,426.84	\$10,280.18	38.24%
240-2010-52320	POSTAL SERVICE	\$125.92	\$0.00	\$76.49	\$49.43	\$25.92	\$23.51	81.33%
240-2010-52323	UTILITIES	\$862.30	\$86.94	\$205.30	\$657.00	\$256.06	\$400.94	53.50%
240-2010-52326	ADVERTISING	\$62,400.00	\$30,660.00	\$38,450.00	\$23,950.00	\$2,300.00	\$21,650.00	65.30%
240-2010-52329	MEMBERSHIPS & SUBSCRI	\$0.00	\$0.00	\$0.00	\$0.00	\$0.00	\$0.00	N/A
240-2010-52332	TRAVEL EXPENSES	\$1,979.55	\$62.64	\$335.09	\$1,644.46	\$119.46	\$1,525.00	22.96%
240-2010-52333	REGISTRATION & TRAININ	\$0.00	\$0.00	\$0.00	\$0.00	\$0.00	\$0.00	N/A
240-2010-52335	RENTAL/LEASE	\$154.61	\$21.23	\$35.62	\$118.99	\$51.49	\$67.50	56.34%
240-2010-52337	SOFTWARE LICENSURE/SU	\$877.50	\$0.00	\$151.30	\$726.20	\$0.00	\$726.20	17.24%
240-2010-52338	MAINTENANCE/REPAIR	\$713.12	\$0.00	\$130.26	\$582.86	\$412.86	\$170.00	76.16%
240-2010-52359	PHARMACY LICENSE	\$0.00	\$0.00	\$0.00	\$0.00	\$0.00	\$0.00	N/A
240-2010-52361	PERMITS & LICENSES	\$0.00	\$0.00	\$0.00	\$0.00	\$0.00	\$0.00	N/A
	CONTRACTUAL SERVICES Totals:	\$83,757.20	\$31,780.11	\$42,321.24	\$41,435.96	\$6,592.63	\$34,843.33	58.40%
MATERIALS AND SUPPLIES								
240-2010-52402	OFFICE MATERIALS & SUP	\$1,234.12	\$9.17	\$22.07	\$1,212.05	\$912.05	\$300.00	75.69%
240-2010-52410	OPERATING SUPPLIES	\$1,142.92	\$38.02	\$63.64	\$1,079.28	\$811.28	\$268.00	76.55%
240-2010-52415	MEDICAL/DENTAL/LAB SUP	\$400.00	\$0.00	\$10.84	\$389.16	\$189.16	\$200.00	50.00%
240-2010-52416	DRUGS/MEDICINES	\$0.00	\$0.00	\$0.00	\$0.00	\$0.00	\$0.00	N/A
240-2010-52436	FUEL-GASOLINE/DIESEL/A	\$0.00	\$0.00	\$0.00	\$0.00	\$0.00	\$0.00	N/A
240-2010-52450	FURNITURE & SMALL EQUI	\$0.00	\$0.00	\$0.00	\$0.00	\$0.00	\$0.00	N/A
240-2010-52456	MEDICAL EQUIPMENT	\$0.00	\$0.00	\$0.00	\$0.00	\$0.00	\$0.00	N/A
	MATERIALS AND SUPPLIES Totals:	\$2,777.04	\$47.19	\$96.55	\$2,680.49	\$1,912.49	\$768.00	72.34%
CAPITAL OUTLAY								
240-2010-52502	FURNITURE/EQUIPMENT	\$0.00	\$0.00	\$0.00	\$0.00	\$0.00	\$0.00	N/A
	CAPITAL OUTLAY Totals:	\$0.00	\$0.00	\$0.00	\$0.00	\$0.00	\$0.00	N/A
GENERAL GOVERNMENT COST								
240-2010-52850	OTHER EXPENSES	\$60,180.88	\$0.00	\$4,481.79	\$55,699.09	\$0.00	\$55,699.09	7.45%
	GENERAL GOVERNMENT COST Totals:	\$60,180.88	\$0.00	\$4,481.79	\$55,699.09	\$0.00	\$55,699.09	7.45%
	GENERAL HEALTH Totals:	\$146,715.12	\$31,827.30	\$46,899.58	\$99,815.54	\$8,505.12	\$91,310.42	37.76%
	PUBLIC HEALTH Totals:	\$146,715.12	\$31,827.30	\$46,899.58	\$99,815.54	\$8,505.12	\$91,310.42	37.76%
OTHER FINANCING USES								
TRANSFERS								
TRANSFERS								

Expense Report
As Of: 1/1/2026 to 4/30/2026

Account	Description	Budget	MTD Expense	YTD Expense	UnExp. Balance	Encumbrance	Unenc. Balance	% Used
240-9001-52919	TRANSFERS	\$0.00	\$0.00	\$0.00	\$0.00	\$0.00	\$0.00	N/A
	TRANSFERS Totals:	\$0.00	\$0.00	\$0.00	\$0.00	\$0.00	\$0.00	N/A
	TRANSFERS Totals:	\$0.00	\$0.00	\$0.00	\$0.00	\$0.00	\$0.00	N/A
DEPARTMENT: 9002								
TRANSFERS								
240-9002-52920	ADVANCES OUT	\$66,525.67	\$0.00	\$66,525.67	\$0.00	\$0.00	\$0.00	100.00%
	TRANSFERS Totals:	\$66,525.67	\$0.00	\$66,525.67	\$0.00	\$0.00	\$0.00	100.00%
	DEPARTMENT: 9002 Totals:	\$66,525.67	\$0.00	\$66,525.67	\$0.00	\$0.00	\$0.00	100.00%
	OTHER FINANCING USES Totals:	\$66,525.67	\$0.00	\$66,525.67	\$0.00	\$0.00	\$0.00	100.00%
240 Total:		\$213,240.79	\$31,827.30	\$113,425.25	\$99,815.54	\$8,505.12	\$91,310.42	57.18%
241	HEALTH DEPARTMENT STD GRANT					Target Percent:	33.33%	
PUBLIC HEALTH								
GENERAL HEALTH								
CONTRACTUAL SERVICES								
241-2010-52317	OTHER TECHNICAL SERVI	\$13,430.39	\$909.27	\$6,606.88	\$6,823.51	\$5,377.77	\$1,445.74	89.24%
241-2010-52320	POSTAL SERVICE	\$412.00	\$0.00	\$76.49	\$335.51	\$100.00	\$235.51	42.84%
241-2010-52323	UTILITIES	\$2,004.10	\$72.19	\$186.65	\$1,817.45	\$387.56	\$1,429.89	28.65%
241-2010-52326	ADVERTISING	\$52,869.28	\$359.50	\$9,974.16	\$42,895.12	\$719.00	\$42,176.12	20.23%
241-2010-52329	MEMBERSHIPS & SUBSCRI	\$400.00	\$0.00	\$0.00	\$400.00	\$0.00	\$400.00	0.00%
241-2010-52332	TRAVEL EXPENSES	\$4,425.38	\$58.29	\$787.29	\$3,638.09	\$888.09	\$2,750.00	37.86%
241-2010-52333	REGISTRATION & TRAININ	\$1,600.00	\$0.00	\$0.00	\$1,600.00	\$0.00	\$1,600.00	0.00%
241-2010-52335	RENTAL/LEASE	\$169.82	\$21.23	\$35.62	\$134.20	\$9.20	\$125.00	26.39%
241-2010-52337	SOFTWARE LICENSURE/SU	\$8,929.02	\$105.00	\$685.30	\$8,243.72	\$3,812.00	\$4,431.72	50.37%
241-2010-52338	MAINTENANCE/REPAIR	\$33.33	\$0.00	\$0.00	\$33.33	\$0.00	\$33.33	0.00%
241-2010-52359	PHARMACY LICENSE	\$0.00	\$0.00	\$0.00	\$0.00	\$0.00	\$0.00	N/A
241-2010-52361	PERMITS & LICENSES	\$0.00	\$0.00	\$0.00	\$0.00	\$0.00	\$0.00	N/A
241-2010-52390	REFUNDS	\$0.00	\$0.00	\$0.00	\$0.00	\$0.00	\$0.00	N/A
	CONTRACTUAL SERVICES Totals:	\$84,273.32	\$1,525.48	\$18,352.39	\$65,920.93	\$11,293.62	\$54,627.31	35.18%
MATERIALS AND SUPPLIES								
241-2010-52402	OFFICE MATERIALS & SUP	\$3,360.13	\$9.17	\$226.71	\$3,133.42	\$1,066.08	\$2,067.34	38.47%
241-2010-52410	OPERATING SUPPLIES	\$1,952.59	\$32.25	\$208.47	\$1,744.12	\$569.12	\$1,175.00	39.82%
241-2010-52415	MEDICAL/DENTAL/LAB SUP	\$5,931.74	\$0.00	\$2,625.72	\$3,306.02	\$166.02	\$3,140.00	47.06%
241-2010-52416	DRUGS/MEDICINES	\$0.00	\$0.00	\$0.00	\$0.00	\$0.00	\$0.00	N/A
241-2010-52436	FUEL-GASOLINE/DIESEL/A	\$0.00	\$0.00	\$0.00	\$0.00	\$0.00	\$0.00	N/A
241-2010-52450	FURNITURE & SMALL EQUI	\$0.00	\$0.00	\$0.00	\$0.00	\$0.00	\$0.00	N/A
241-2010-52456	MEDICAL EQUIPMENT	\$0.00	\$0.00	\$0.00	\$0.00	\$0.00	\$0.00	N/A
	MATERIALS AND SUPPLIES Totals:	\$11,244.46	\$41.42	\$3,060.90	\$8,183.56	\$1,801.22	\$6,382.34	43.24%
CAPITAL OUTLAY								
241-2010-52502	FURNITURE/EQUIPMENT	\$0.00	\$0.00	\$0.00	\$0.00	\$0.00	\$0.00	N/A
	CAPITAL OUTLAY Totals:	\$0.00	\$0.00	\$0.00	\$0.00	\$0.00	\$0.00	N/A
GENERAL GOVERNMENT COST								
241-2010-52850	OTHER EXPENSES	\$253,025.73	\$0.00	\$23,572.35	\$229,453.38	\$0.00	\$229,453.38	9.32%
	GENERAL GOVERNMENT COST Totals:	\$253,025.73	\$0.00	\$23,572.35	\$229,453.38	\$0.00	\$229,453.38	9.32%
	GENERAL HEALTH Totals:	\$348,543.51	\$1,566.90	\$44,985.64	\$303,557.87	\$13,094.84	\$290,463.03	16.66%
	PUBLIC HEALTH Totals:	\$348,543.51	\$1,566.90	\$44,985.64	\$303,557.87	\$13,094.84	\$290,463.03	16.66%

Expense Report
As Of: 1/1/2026 to 4/30/2026

Account	Description	Budget	MTD Expense	YTD Expense	UnExp. Balance	Encumbrance	Unenc. Balance	% Used
OTHER FINANCING USES								
TRANSFERS								
TRANSFERS								
241-9001-52919	TRANSFERS	\$0.00	\$0.00	\$0.00	\$0.00	\$0.00	\$0.00	N/A
	TRANSFERS Totals:	\$0.00	\$0.00	\$0.00	\$0.00	\$0.00	\$0.00	N/A
	TRANSFERS Totals:	\$0.00	\$0.00	\$0.00	\$0.00	\$0.00	\$0.00	N/A
DEPARTMENT: 9002								
TRANSFERS								
241-9002-52920	ADVANCES OUT	\$73,182.55	\$0.00	\$73,182.55	\$0.00	\$0.00	\$0.00	100.00%
	TRANSFERS Totals:	\$73,182.55	\$0.00	\$73,182.55	\$0.00	\$0.00	\$0.00	100.00%
	DEPARTMENT: 9002 Totals:	\$73,182.55	\$0.00	\$73,182.55	\$0.00	\$0.00	\$0.00	100.00%
	OTHER FINANCING USES Totals:	\$73,182.55	\$0.00	\$73,182.55	\$0.00	\$0.00	\$0.00	100.00%
241 Total:		\$421,726.06	\$1,566.90	\$118,168.19	\$303,557.87	\$13,094.84	\$290,463.03	31.13%
242	HEALTH COVID-19 VACCINATION CN22 GRANT					Target Percent:	33.33%	
PUBLIC HEALTH								
GENERAL HEALTH								
CONTRACTUAL SERVICES								
242-2010-52326	ADVERTISING	\$0.00	\$0.00	\$0.00	\$0.00	\$0.00	\$0.00	N/A
	CONTRACTUAL SERVICES Totals:	\$0.00	\$0.00	\$0.00	\$0.00	\$0.00	\$0.00	N/A
MATERIALS AND SUPPLIES								
242-2010-52410	OPERATING SUPPLIES	\$0.00	\$0.00	\$0.00	\$0.00	\$0.00	\$0.00	N/A
242-2010-52450	FURNITURE & SMALL EQUI	\$0.00	\$0.00	\$0.00	\$0.00	\$0.00	\$0.00	N/A
	MATERIALS AND SUPPLIES Totals:	\$0.00	\$0.00	\$0.00	\$0.00	\$0.00	\$0.00	N/A
GENERAL GOVERNMENT COST								
242-2010-52850	OTHER EXPENSES	\$0.00	\$0.00	\$0.00	\$0.00	\$0.00	\$0.00	N/A
	GENERAL GOVERNMENT COST Totals:	\$0.00	\$0.00	\$0.00	\$0.00	\$0.00	\$0.00	N/A
	GENERAL HEALTH Totals:	\$0.00	\$0.00	\$0.00	\$0.00	\$0.00	\$0.00	N/A
	PUBLIC HEALTH Totals:	\$0.00	\$0.00	\$0.00	\$0.00	\$0.00	\$0.00	N/A
OTHER FINANCING USES								
TRANSFERS								
TRANSFERS								
242-9001-52919	TRANSFERS	\$0.00	\$0.00	\$0.00	\$0.00	\$0.00	\$0.00	N/A
	TRANSFERS Totals:	\$0.00	\$0.00	\$0.00	\$0.00	\$0.00	\$0.00	N/A
	TRANSFERS Totals:	\$0.00	\$0.00	\$0.00	\$0.00	\$0.00	\$0.00	N/A
DEPARTMENT: 9002								
TRANSFERS								
242-9002-52920	ADVANCES OUT	\$0.00	\$0.00	\$0.00	\$0.00	\$0.00	\$0.00	N/A
	TRANSFERS Totals:	\$0.00	\$0.00	\$0.00	\$0.00	\$0.00	\$0.00	N/A
	DEPARTMENT: 9002 Totals:	\$0.00	\$0.00	\$0.00	\$0.00	\$0.00	\$0.00	N/A
	OTHER FINANCING USES Totals:	\$0.00	\$0.00	\$0.00	\$0.00	\$0.00	\$0.00	N/A
242 Total:		\$0.00	\$0.00	\$0.00	\$0.00	\$0.00	\$0.00	N/A

243 HEALTH COVID-19 ENHANCED OPERATIONS (EO22) GRANT Target Percent: 33.33%

PUBLIC HEALTH

Expense Report
As Of: 1/1/2026 to 4/30/2026

Account	Description	Budget	MTD Expense	YTD Expense	UnExp. Balance	Encumbrance	Unenc. Balance	% Used
GENERAL HEALTH								
CONTRACTUAL SERVICES								
243-2010-52304	PERSONNEL/HUM RES SVC	\$0.00	\$0.00	\$0.00	\$0.00	\$0.00	\$0.00	N/A
243-2010-52317	OTHER TECHNICAL SERVI	\$0.00	\$0.00	\$0.00	\$0.00	\$0.00	\$0.00	N/A
243-2010-52326	ADVERTISING	\$0.00	\$0.00	\$0.00	\$0.00	\$0.00	\$0.00	N/A
243-2010-52389	REIMBURSEMENTS	\$0.00	\$0.00	\$0.00	\$0.00	\$0.00	\$0.00	N/A
	CONTRACTUAL SERVICES Totals:	\$0.00	\$0.00	\$0.00	\$0.00	\$0.00	\$0.00	N/A
MATERIALS AND SUPPLIES								
243-2010-52402	OFFICE MATERIALS & SUP	\$0.00	\$0.00	\$0.00	\$0.00	\$0.00	\$0.00	N/A
243-2010-52410	OPERATING SUPPLIES	\$0.00	\$0.00	\$0.00	\$0.00	\$0.00	\$0.00	N/A
243-2010-52415	MEDICAL/DENTAL/LAB SUP	\$0.00	\$0.00	\$0.00	\$0.00	\$0.00	\$0.00	N/A
243-2010-52450	FURNITURE & SMALL EQUI	\$0.00	\$0.00	\$0.00	\$0.00	\$0.00	\$0.00	N/A
	MATERIALS AND SUPPLIES Totals:	\$0.00	\$0.00	\$0.00	\$0.00	\$0.00	\$0.00	N/A
GENERAL GOVERNMENT COST								
243-2010-52850	OTHER EXPENSES	\$0.00	\$0.00	\$0.00	\$0.00	\$0.00	\$0.00	N/A
	GENERAL GOVERNMENT COST Totals:	\$0.00	\$0.00	\$0.00	\$0.00	\$0.00	\$0.00	N/A
	GENERAL HEALTH Totals:	\$0.00	\$0.00	\$0.00	\$0.00	\$0.00	\$0.00	N/A
	PUBLIC HEALTH Totals:	\$0.00	\$0.00	\$0.00	\$0.00	\$0.00	\$0.00	N/A
OTHER FINANCING USES								
TRANSFERS								
TRANSFERS								
243-9001-52919	TRANSFERS	\$0.00	\$0.00	\$0.00	\$0.00	\$0.00	\$0.00	N/A
	TRANSFERS Totals:	\$0.00	\$0.00	\$0.00	\$0.00	\$0.00	\$0.00	N/A
	TRANSFERS Totals:	\$0.00	\$0.00	\$0.00	\$0.00	\$0.00	\$0.00	N/A
DEPARTMENT: 9002								
TRANSFERS								
243-9002-52920	ADVANCES OUT	\$0.00	\$0.00	\$0.00	\$0.00	\$0.00	\$0.00	N/A
	TRANSFERS Totals:	\$0.00	\$0.00	\$0.00	\$0.00	\$0.00	\$0.00	N/A
	DEPARTMENT: 9002 Totals:	\$0.00	\$0.00	\$0.00	\$0.00	\$0.00	\$0.00	N/A
	OTHER FINANCING USES Totals:	\$0.00	\$0.00	\$0.00	\$0.00	\$0.00	\$0.00	N/A
243 Total:		\$0.00	\$0.00	\$0.00	\$0.00	\$0.00	\$0.00	N/A
Grand Total:		\$2,658,700.43	\$132,913.23	\$774,698.34	\$1,884,002.09	\$202,443.23	\$1,681,558.86	36.75%
Target Percent:							33.33%	