

**Financial Reports for Month End  
May 2026**

---



By signing below, I acknowledge I have reviewed the financial reports enclosed in this packet and hereby accept the reports as presented.

---

Brian Saterfield, President

---

Shellie Burgin

---

Mike Flick

---

Amanda Moran

---

Heidi Matney

---

Amie Wolf



Income - Fiscal Year 2026  
Galion City Health Department

Income Source	Projected	January	February	March	April	May	June	July	August	September	October	November	December	Totals	6/3/2026 % of Projected
BCMH	\$2,000.00	\$168.00	\$48.00	\$312.00	\$0.00	\$0.00								\$528.00	26.40%
Car Seats / Boosters	\$0.00	\$0.00	\$0.00	\$0.00	\$0.00	\$0.00								\$0.00	0.00%
Imm Clinic Fees	\$0.00	\$0.00	\$0.00	\$0.00	\$0.00	\$0.00								\$0.00	0.00%
Imms - Medicaid	\$7,000.00	\$1,111.28	\$3.07	\$80.66	\$306.99	\$206.84								\$1,708.84	24.41%
Imms - Medicare	\$750.00	\$0.00	\$0.00	\$24.50	\$0.00	\$0.00								\$24.50	3.27%
Imms - Private Ins	\$30,000.00	\$1,064.55	\$420.29	\$1,329.87	\$923.34	\$1,543.80								\$5,281.85	17.61%
Imms - Cash	\$3,000.00	\$39.00	\$117.00	\$117.00	\$479.38	\$78.00								\$830.38	27.68%
Flu - Medicaid	\$1,000.00	\$16.07	\$0.00	\$0.00	\$0.00	\$16.06								\$32.13	3.21%
Flu - Medicare	\$9,000.00	\$1,413.24	\$411.60	\$489.44	\$0.00	\$100.94								\$2,415.22	26.84%
Flu - Private Ins	\$5,500.00	\$264.61	\$82.18	\$0.00	\$0.00	\$175.62								\$522.41	9.50%
Flu - Cash	\$1,500.00	\$0.00	\$0.00	\$0.00	\$0.00	\$0.00								\$0.00	0.00%
Flu Clinic Fees	\$0.00	\$0.00	\$0.00	\$0.00	\$0.00	\$0.00								\$0.00	0.00%
Covid - Medicaid	\$0.00	\$0.00	\$0.00	\$0.00	\$0.00	\$25.00								\$25.00	#DIV/0!
Covid - Medicare	\$0.00	\$1,136.68	\$106.82	\$369.46	\$24.60	\$0.00								\$1,637.56	#DIV/0!
Covid - Private	\$0.00	\$142.95	\$265.32	\$0.00	\$0.00	\$132.95								\$541.22	#DIV/0!
Covid - Cash	\$0.00	\$0.00	\$0.00	\$0.00	\$0.00	\$0.00								\$0.00	0.00%
Lead Tests	\$25.00	\$0.00	\$0.00	\$0.00	\$0.00	\$9.53								\$9.53	38.12%
Lice Checks	\$155.00	\$0.00	\$0.00	\$100.00	\$0.00	\$20.00								\$120.00	77.42%
ODH-Ohio Youth Occupant Conf.	\$100.00	\$0.00	\$0.00	\$0.00	\$0.00	\$0.00								\$0.00	0.00%
Record Copies	\$200.00	\$0.00	\$12.00	\$21.00	\$0.00	\$12.00								\$45.00	22.50%
Donations	\$60.00	\$0.00	\$181.56	\$0.00	\$0.00	\$38.61								\$220.17	366.95%
Visuals	\$150.00	\$0.00	\$0.00	\$0.00	\$0.00	\$0.00								\$0.00	0.00%
Hearing	\$0.00	\$0.00	\$0.00	\$25.00	\$0.00	\$0.00								\$25.00	#DIV/0!
School Nursing - Galion	\$0.00	\$0.00	\$0.00	\$0.00	\$0.00	\$0.00								\$0.00	0.00%
School Nursing - St. Joe's - Galion	\$650.00	\$0.00	\$0.00	\$76.00	\$0.00	\$0.00								\$76.00	11.69%
OBB Stipend	\$0.00	\$0.00	\$0.00	\$0.00	\$0.00	\$0.00								\$0.00	0.00%
Bingocize	\$0.00	\$0.00	\$0.00	\$0.00	\$0.00	\$120.00								\$120.00	#DIV/0!
						\$0.00								\$0.00	0.00%
<b>Total Nursing</b>	<b>\$61,090.00</b>	<b>\$5,356.38</b>	<b>\$1,647.84</b>	<b>\$2,944.93</b>	<b>\$1,734.31</b>	<b>\$2,479.35</b>	<b>\$0.00</b>	<b>\$0.00</b>	<b>\$0.00</b>	<b>\$0.00</b>	<b>\$0.00</b>	<b>\$0.00</b>	<b>\$0.00</b>	<b>\$14,162.81</b>	<b>23.18%</b>
<b>State Subsidy</b>	<b>\$6,000.00</b>	<b>\$0.00</b>	<b>\$6,651.28</b>	<b>\$0.00</b>	<b>\$0.00</b>	<b>\$0.00</b>								<b>\$6,651.28</b>	<b>110.85%</b>
<b>City Subsidy</b>	<b>\$300,000.00</b>	<b>\$0.00</b>	<b>\$0.00</b>	<b>\$300,000.00</b>	<b>\$0.00</b>	<b>\$0.00</b>								<b>\$300,000.00</b>	<b>100.00%</b>
<b>MAC</b>	<b>\$30,000.00</b>	<b>\$0.00</b>	<b>\$0.00</b>	<b>\$0.00</b>	<b>\$0.00</b>	<b>\$16,377.99</b>								<b>\$16,377.99</b>	<b>54.59%</b>
HIV Grant	\$114,737.00	\$8,028.71	\$4,484.91	\$8,788.58	\$13,608.00	\$0.00								\$34,910.20	30.43%
STD Grant	\$319,436.00	\$26,605.62	\$21,488.19	\$36,122.78	\$18,438.62	\$16,305.40								\$118,960.61	37.24%
Sexual Health Cash	\$4,000.00	\$591.99	\$114.61	\$553.32	\$23.00	\$35.00								\$1,317.92	32.95%
Sexual Health Private	\$7,500.00	\$516.67	\$368.59	\$1,633.21	\$947.28	\$900.01								\$4,365.76	58.21%
Sexual Health Medicaid	\$6,000.00	\$1,059.12	\$265.56	\$731.00	\$1,039.36	\$1,246.55								\$4,341.59	72.36%
340B	\$504,000.00	\$71,090.98	\$44,099.59	\$45,421.02	\$61,975.26	\$57,772.63								\$280,359.48	55.63%
Mosquito Grant	\$13,500.00	\$0.00	\$0.00	\$0.00	\$0.00	\$0.00								\$0.00	0.00%
Healthy Homes-Lead	\$0.00	\$0.00	\$0.00	\$0.00	\$0.00	\$0.00								\$0.00	0.00%
Workforce Development (WF23)	\$86,031.00	\$6,282.76	\$6,521.53	\$6,289.97	\$11,243.99	\$6,795.43								\$37,133.68	43.16%
Sexual Health Medicare	\$0.00	\$0.00	\$0.00	\$56.09	\$0.00	\$0.00								\$56.09	#DIV/0!
	\$0.00													\$0.00	0.00%
<b>Total Grants/Contracts</b>	<b>\$1,055,204.00</b>	<b>\$114,175.85</b>	<b>\$77,342.98</b>	<b>\$99,595.97</b>	<b>\$107,275.51</b>	<b>\$83,055.02</b>	<b>\$0.00</b>	<b>\$0.00</b>	<b>\$0.00</b>	<b>\$0.00</b>	<b>\$0.00</b>	<b>\$0.00</b>	<b>\$0.00</b>	<b>\$481,445.33</b>	<b>45.63%</b>
Retail Food Estab. License Fees	\$9,642.00	\$0.00	\$5,054.00	\$4,900.75	\$496.75	\$0.00								\$10,451.50	108.40%
Retail Food Estab. Review Fees	\$0.00	\$97.00	\$187.50	\$97.00	\$0.00	\$0.00								\$381.50	#DIV/0!
Food Service Op. License Fees	\$24,233.20	\$0.00	\$17,804.20	\$4,920.50	\$1,024.25	\$403.00								\$24,151.95	99.66%
Food Service Op Plan Review Fees	\$0.00	\$0.00	\$238.50	\$0.00	\$0.00	\$0.00								\$238.50	#DIV/0!
Food Safety Class/Test	\$0.00	\$0.00	\$0.00	\$0.00	\$0.00	\$0.00								\$0.00	0.00%
Mobile Home Park Inspection Fees	\$500.00	\$0.00	\$0.00	\$0.00	\$0.00	\$0.00								\$0.00	0.00%
Pools	\$2,545.00	\$0.00	\$0.00	\$0.00	\$3,055.00	\$0.00								\$3,055.00	120.04%
Water Testing	\$35.00	\$0.00	\$0.00	\$0.00	\$0.00	\$0.00								\$0.00	0.00%
Smokefree Workplace	\$250.00	\$0.00	\$0.00	\$90.00	\$0.00	\$0.00								\$90.00	36.00%
Trash Hauler Fees	\$0.00	\$0.00	\$0.00	\$0.00	\$0.00	\$0.00								\$0.00	0.00%
Temporary Campground	\$125.00	\$0.00	\$0.00	\$0.00	\$0.00	\$0.00								\$0.00	0.00%
Tattoo License Fees	\$600.00	\$310.00	\$0.00	\$0.00	\$0.00	\$0.00								\$310.00	51.67%
<b>Total EH</b>	<b>\$37,930.20</b>	<b>\$407.00</b>	<b>\$23,284.20</b>	<b>\$10,008.25</b>	<b>\$4,576.00</b>	<b>\$403.00</b>	<b>\$0.00</b>	<b>\$0.00</b>	<b>\$0.00</b>	<b>\$0.00</b>	<b>\$0.00</b>	<b>\$0.00</b>	<b>\$0.00</b>	<b>\$38,678.45</b>	<b>101.97%</b>
<b>Vital Statistics</b>	<b>\$38,000.00</b>	<b>\$3,128.16</b>	<b>\$5,785.53</b>	<b>\$5,128.16</b>	<b>\$3,962.90</b>	<b>\$3,186.58</b>								<b>\$21,191.33</b>	<b>55.77%</b>
<b>Misc/Other</b>	<b>\$0.00</b>	<b>\$0.00</b>	<b>\$0.00</b>	<b>\$0.00</b>	<b>\$182.16</b>	<b>\$0.00</b>								<b>\$182.16</b>	<b>#DIV/0!</b>
<b>Reimbursements</b>	<b>\$446,956.56</b>	<b>\$360.55</b>	<b>\$0.00</b>	<b>\$0.00</b>	<b>\$0.00</b>	<b>\$960.36</b>								<b>\$1,320.91</b>	<b>0.30%</b>
<b>Totals-Monthly</b>		<b>\$123,427.94</b>	<b>\$114,711.83</b>	<b>\$417,677.31</b>	<b>\$117,730.88</b>	<b>\$106,462.30</b>	<b>\$0.00</b>	<b>\$0.00</b>	<b>\$0.00</b>	<b>\$0.00</b>	<b>\$0.00</b>	<b>\$0.00</b>	<b>\$0.00</b>	<b>\$880,010.26</b>	<b>44.55%</b>
<b>Totals - YTD</b>	<b>\$1,975,180.76</b>	<b>\$123,427.94</b>	<b>\$238,139.77</b>	<b>\$655,817.08</b>	<b>\$773,547.96</b>	<b>\$880,010.26</b>									
Percentage Incr / Decr over 2025 yr		-64.7%	-51.4%	8.2%	2.1%	-0.6%									
<b>Monthly Totals 2025</b>		<b>\$349,948.40</b>	<b>\$139,841.20</b>	<b>\$116,255.55</b>	<b>\$151,818.91</b>	<b>\$127,715.52</b>	<b>\$75,582.76</b>	<b>\$92,872.06</b>	<b>\$124,098.34</b>	<b>\$91,502.19</b>	<b>\$113,453.32</b>	<b>\$96,983.88</b>	<b>\$76,461.47</b>	<b>\$1,556,533.60</b>	
<b>Monthly Totals - YTD - 2025</b>		<b>\$349,948.40</b>	<b>\$489,789.60</b>	<b>\$606,045.15</b>	<b>\$757,864.06</b>	<b>\$885,579.58</b>	<b>\$961,162.34</b>	<b>\$1,054,034.40</b>	<b>\$1,178,132.74</b>	<b>\$1,269,634.93</b>	<b>\$1,383,088.25</b>	<b>\$1,480,072.13</b>	<b>\$1,556,533.60</b>		



### Expenses - May 2026

Vendor	Vendor #	Description	Account #	Amount
Sanofi Pasteur	A04625	Engerix; HeplisavB;Vaqta	52416	\$1,964.93
Sanofi Pasteur	A04625	MMR; RotaTeq;Vaxneuvance	52416	\$4,163.46
Brandi Riddlebaugh	R01851	Mileage Reimbursement - Child Pass	52332	\$27.26
Brandi Riddlebaugh	R01851	Mileage Reimbursement - Bike Helme	52332	\$38.86
Abby Volk	V01500	Mileage Reimbursement - (April)	52332	\$346.26
Cleaning by Carrie	C02300	Office and Clinic Cleaning Services	52338	\$390.00
Keith Faber, Auditor of State	O02500	LGS Audit Fees	52311	\$1,062.40
Penny Taylor	T002952	Insurance and Credentialing	52317	\$491.25
Penny Taylor	T002952	Insurance and Credentialing	52317	\$188.75
Jennifer Jordan	J01900	Mileage Reimbursement (April)	52332	\$111.94
Marion Prescription	M00990	340B Uninsured/Indiginent Pat Meds	52416	\$7.00
Mansfield Gay Pride Association	M00469	Mansfield Pride	52326	\$1,000.00
Marion Prescription	M00990	340B Uninsured/Indiginent Pat Meds	52416	\$50.00
Delmar Media/WVXG-FM	D01550	HIV Radio Ads	52326	\$650.00
Franklin Communications	F03055	CCN/MCN	52326	\$359.50
Language Access	C02470	Martti Minutes (April)	52337	\$71.75
LexisNexis	L01301	Monthly Subscription (April)	52337	\$105.00
Sunrise Labs	S05413	Monthly Lab Fees (April)	52317	\$2,177.11
Treasurer State of Ohio/ODH	O02500	Matt Midwest Conference Registratio	52333	\$75.00
Buehlers	S05295	National Public Health Week	52326	\$134.01
Charter	CC01516	Internet Service (May)	52323	\$89.98
Marion Prescription	M0990	340B Uninsured/Indiginent Pat Meds	52416	\$50.00
ES Consulting	E02500	IT Services (May)	52317	\$1,383.38
Sarah Miley	M02995	Mileage Reimbursement - April	52332	\$190.24
Public Entities Pool of Ohio	P03625	2026 Liability Insurance	52314	\$240.64
Dr. Nancy Crum	C06130	2026 Medical Director Contract	52317	\$3,600.00
Impression Press	I01425	Postage - Vaccine Returns	52320	\$26.44
Charter	CC01516	Telephone Service (May)	52323	\$30.29
Lind Media	L01730	Billboard - Public Square	52326	\$550.00
Treasurer State of Ohio/ODH	O02500	Vital Stats Fees- 4th Quarter 2025	52350	\$4,595.84
Total Access Group	T01769	Condoms and Lube	52415	\$3,032.00
American Sexual Health Assoc.	A02260	2026 STI Conf. Registration - Sarah,	52333	\$1,800.00
Commando, LLC	C03528	HIV Advertising	52326	\$14,000.00
Johnny Appleseed/Mid State Multi	52326	HIV Radio Ads	52326	\$3,034.00
Cleaning by Carrie	C02300	Office and Clinic Cleaning Services	52338	\$390.00



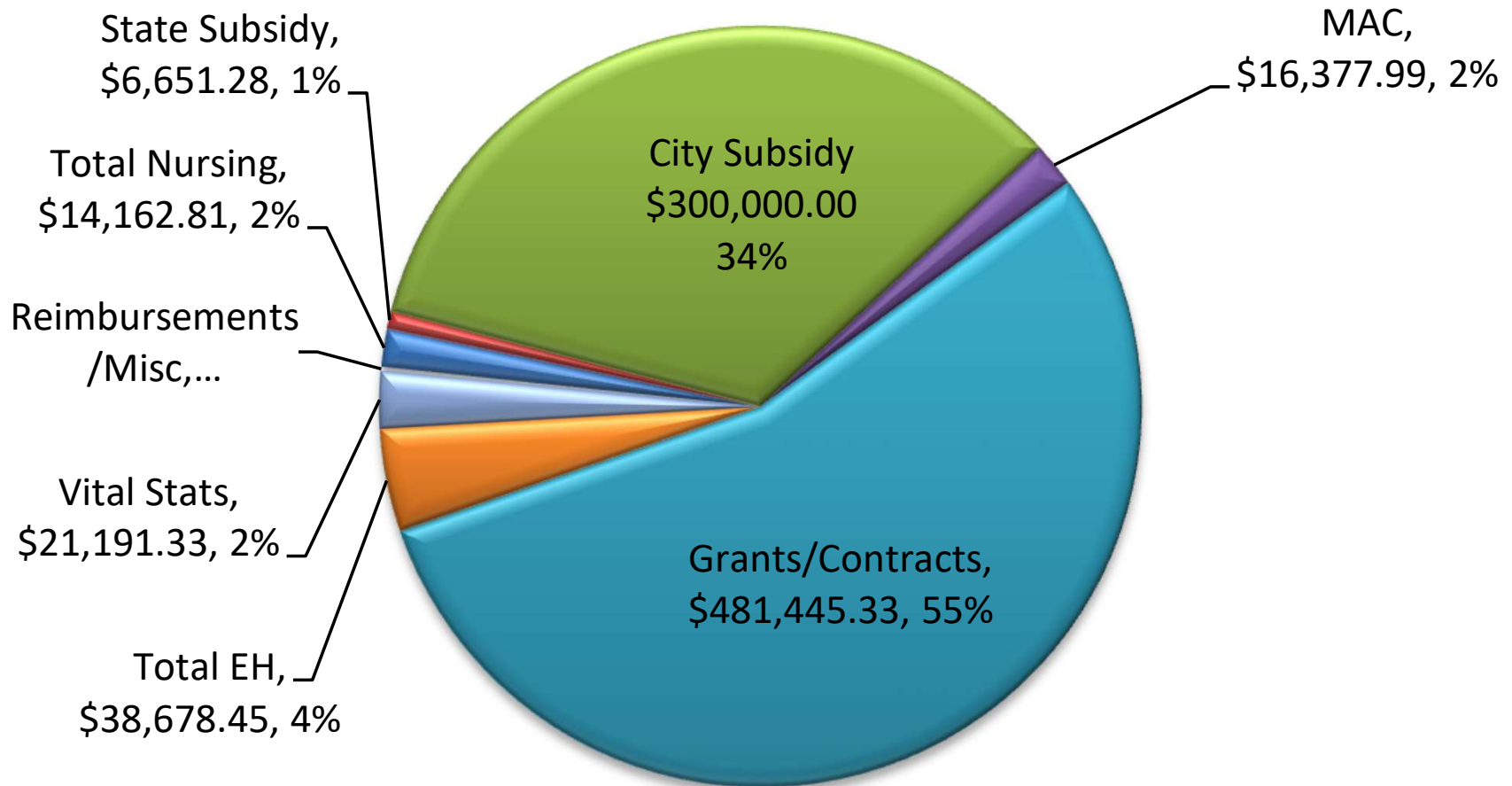
## Expenses - May 2026

Vendor	Vendor #	Description	Account #	Amount
Ohio Division of Real Estate	O02500	Burial Permits - 11/1/25-12/31/25	52351	\$237.50
Ohio Division of Real Estate	O02500	Burial Permits - 1/1/26-03/31/26	52351	\$503.50
Ohio Division of Real Estate	O02500	Burial Permits - 4/1/26-4/30/26	52351	\$133.00
GoDaddy	G05205	Email Archiving for Inactive Accounts	52337	\$598.80
GoDaddy	G05205	Email/Microsoft 365 Renewals - 2 Yea	52337	\$2,787.04
GoDaddy	G05205	Email/Microsoft 365 Renew - SHC Em	52337	\$466.38
GoDaddy	G05205	Email/Microsoft 365 Renew - SHC Em	52337	\$305.82
GoDaddy	G05205	Website Hosting/Security/SSL	52337	\$323.88
GoDaddy	G05205	.com and .org domains	52337	\$46.98
Cintas	C01650	Mat Service (May)	52410	\$34.53
Columbia Gas	C03100	Natural Gas (May)	52323	\$83.90
Orasure	O04170	HIV Tests and Controls	52415	\$2,625.00
A-1 Printing	A00115	Sandwich Board - Survey Adv	52326	\$47.86
A-1 Printing	A00115	1000 HIV Coasters	52326	\$592.17
A-1 Printing	A00115	2000 Grab Bags - HIV Advertising	52326	\$1,278.75
HealthMerch/Sayitwithacondom	H01305	Condoms with Logos - Gay Pride Eve	52326	\$2,682.75
Penny Taylor	T002952	Insurance and Credentialing Contract	52317	\$400.00
H.R. Wolf Hardware	P02400	Fasteners - Garden	52410	\$5.99
Amazon	A01500	Harm Reduction - HIV Grant Med Sup	52415	\$755.62
Amazon	A01500	Harm Reduction - HIV Grant Med Sup	52415	\$189.16
Amazon	A01500	Steno Notebook Pads	52402	\$7.59
Amazon	A01500	Pride Event - Marketing Items	52326	\$125.04
		<b>May</b>	<b>Total</b>	<b>\$60,658.55</b>



Income - May 2026 - Galion City Health Dept					
BCMH	\$	-	State Subsidy-VS	\$	-
Car Seats	\$	-	MAC	\$	16,377.99
Imm Clinic	\$	-	RFE License Fees	\$	-
Imms - Medicaid	\$	206.84	RFE Plan Review	\$	-
Imms - Medicare	\$	-	FSO License Fees	\$	403.00
Imms - Private	\$	1,543.80	FSO Plan Review	\$	-
Imms - Cash	\$	78.00	Food Safety Class/Test	\$	-
Flu - Medicaid	\$	16.06	MHP Inspection	\$	-
Flu - Medicare	\$	100.94	Pools	\$	-
Flu - Private	\$	175.62	Water Testing	\$	-
Flu - Cash	\$	-	Smokefree Workplace	\$	-
Flu Clinic	\$	-	Trash Hauler	\$	-
Covid - Medicaid	\$	25.00	Temp Campground	\$	-
Covid - Medicare	\$	-	Tattoo	\$	-
Covid - Private	\$	132.95	VS	\$	3,186.58
Covid - Cash	\$	-	Misc/Other	\$	-
Lead Test	\$	9.53	Reimbursements	\$	960.36
Lice Checks	\$	20.00	City Subsidy	\$	-
OBB Stipend	\$	-	HIV Grant	\$	-
Refunds-Nursing	\$	-	STD Grant	\$	16,305.40
Record Copies	\$	12.00	STD Misc-Other	\$	-
Donations	\$	38.61	STD Medicare	\$	-
Visuals	\$	-	340B	\$	57,772.63
School Galion	\$	-	Mosquito Grant	\$	-
School St Joe	\$	-	Healthy Homes Grant	\$	-
SHC Cash	\$	35.00	State Grant	\$	-
SHC Private	\$	900.01	GH	\$	-
SHC Medicaid	\$	1,246.55	Workforce 23	\$	6,795.43
State Subsidy	\$	-		\$	120.00
Total:				\$	106,462.30

## 2026 YTD Revenue by Department



### **MAY 2026 – EXPENSES**

- ❖ Spend Down of HIV25 Grant
- ❖ GoDaddy Email and Website Fees Paid

### **May 2026 – INCOME**

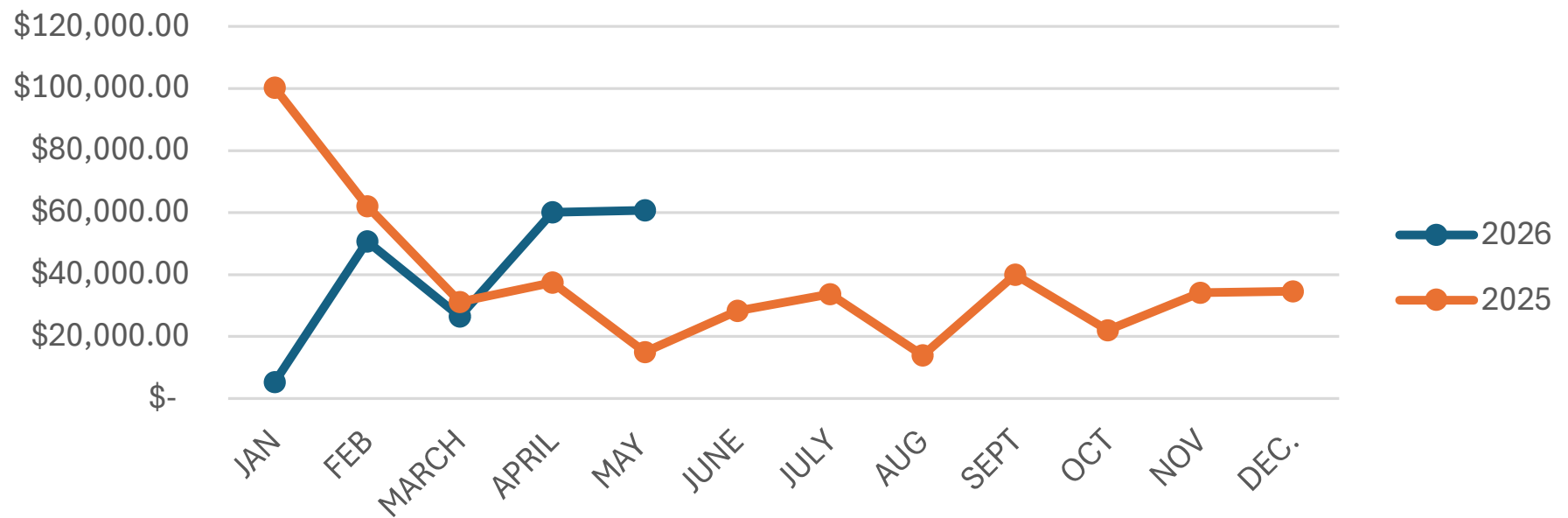
- ❖ 340B revenue \$57,772.63
- ❖ MAC Income \$16,377.99
- ❖ HIV Grant Not Reimbursed in May – Paid 6/2

## EXPENSES

### 2025 - 2026 YTD

2025 Total: \$452,242.17

2026 YTD: \$203,183.54



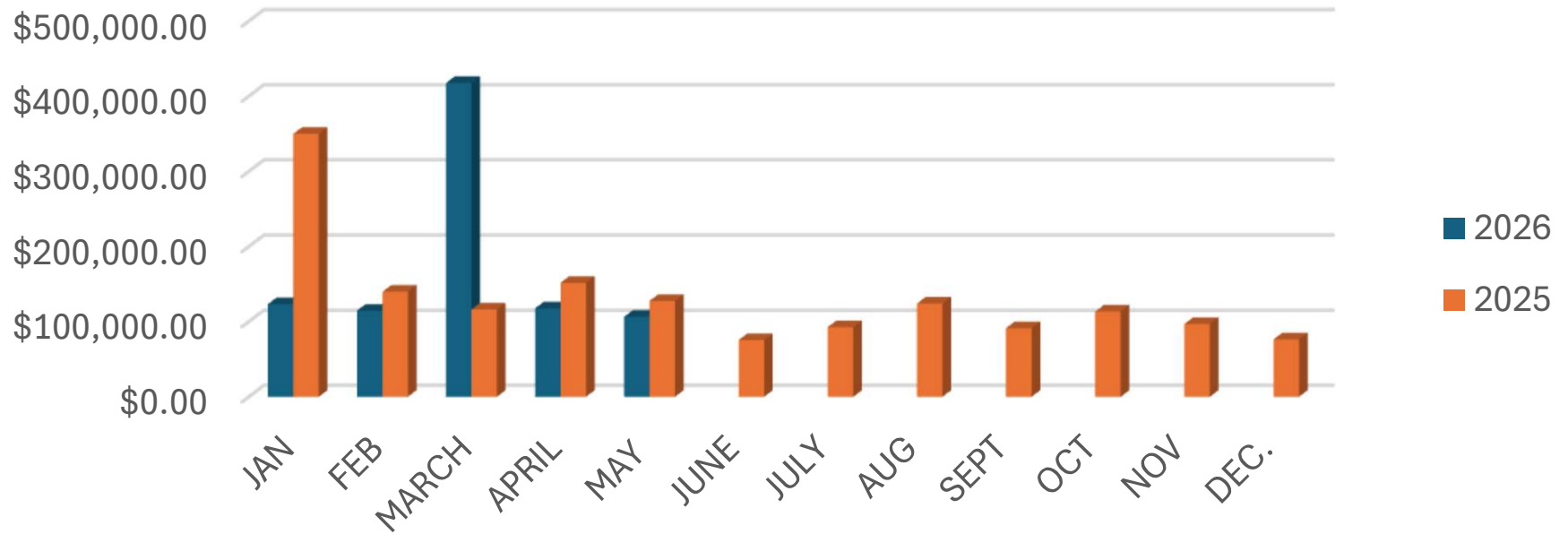


## INCOME

### 2025-2026 YTD

2025 Total: \$1,566,533.60

2026 YTD: \$880,010.26



# City of Galion

## Statement of Cash Position

From: 1/1/2026 to 5/31/2026

Funds: 230 to 244

Include Inactive Accounts: No

Fund	Description	Beginning Balance	Net Revenue YTD	Net Expense YTD	Increases, Other YTD	Decreases, Other YTD	Unexpended Balance	Encumbrance YTD	Ending Balance
230	HEALTH DEPARTMENT	\$219,948.66	\$98,580.30	\$192,175.74	\$468,683.22	\$185,311.84	\$409,724.60	\$105,120.55	\$304,604.05
231	HEALTH DEPARTMENT MO	\$3.25	\$0.00	\$0.00	\$0.00	\$0.00	\$3.25	\$0.00	\$3.25
235	HEALTH DEPARTMENT 34	\$771,246.30	\$280,359.48	\$67,999.65	\$0.00	\$0.00	\$983,606.13	\$41,456.89	\$942,149.24
239	HEALTH DEPARTMENT W	\$51,930.43	\$37,133.68	\$31,952.73	\$49,600.00	\$28,975.00	\$77,736.38	\$16,809.63	\$60,926.75
240	HEALTH DEPARTMENT HI	\$95,603.46	\$34,910.20	\$91,336.83	\$36,355.00	\$66,525.67	\$9,006.16	\$5,054.73	\$3,951.43
241	HEALTH DEPARTMENT ST	\$109,081.92	\$129,026.60	\$104,369.47	\$83,856.84	\$73,182.55	\$144,413.34	\$20,619.80	\$123,793.54
242	HEALTH COVID-19 VACCIN	\$0.00	\$0.00	\$0.00	\$0.00	\$0.00	\$0.00	\$0.00	\$0.00
243	HEALTH COVID-19 ENHAN	\$0.00	\$0.00	\$0.00	\$0.00	\$0.00	\$0.00	\$0.00	\$0.00
244	HEALTH DEPARTMENT NE	\$0.00	\$0.00	\$0.00	\$15,500.00	\$0.00	\$15,500.00	\$0.00	\$15,500.00
Grand Total:		\$1,247,814.02	\$580,010.26	\$487,834.42	\$653,995.06	\$353,995.06	\$1,639,989.86	\$189,061.60	\$1,450,928.26

# City of Galion Expense Report

Accounts: 230-2010-52101 to 243-9002-52920

Account Access Group: N/A

As Of: 1/1/2026 to 5/31/2026

Include Inactive Accounts: No

Include Pre-Encumbrances: No

Account	Description	Budget	MTD Expense	YTD Expense	UnExp. Balance	Encumbrance	Unenc. Balance	% Used
230	HEALTH DEPARTMENT					Target Percent:	41.67%	
<b>PUBLIC HEALTH</b>								
GENERAL HEALTH								
SALARIES AND WAGES								
230-2010-52101	EMPLOYEES - FULL TIME	\$481,000.00	\$37,312.28	\$185,358.40	\$295,641.60	\$0.00	\$295,641.60	38.54%
230-2010-52102	OVERTIME	\$0.00	\$0.00	\$0.00	\$0.00	\$0.00	\$0.00	N/A
230-2010-52103	MOVE-UP	\$0.00	\$0.00	\$0.00	\$0.00	\$0.00	\$0.00	N/A
230-2010-52104	PART-TIME	\$48,000.00	\$1,582.08	\$8,001.04	\$39,998.96	\$0.00	\$39,998.96	16.67%
230-2010-52105	LONGEVITY	\$960.00	\$0.00	\$0.00	\$960.00	\$0.00	\$960.00	0.00%
230-2010-52106	SEVERANCE-TERM PAY	\$0.00	\$0.00	\$0.00	\$0.00	\$0.00	\$0.00	N/A
230-2010-52107	BONUSES	\$0.00	\$0.00	\$0.00	\$0.00	\$0.00	\$0.00	N/A
230-2010-52108	CLOTHING ALLOWANCE	\$0.00	\$0.00	\$0.00	\$0.00	\$0.00	\$0.00	N/A
230-2010-52109	SICK LEAVE INCENTIVE	\$500.00	\$0.00	\$0.00	\$500.00	\$0.00	\$500.00	0.00%
230-2010-52111	RETRO PAY	\$0.00	\$0.00	\$0.00	\$0.00	\$0.00	\$0.00	N/A
230-2010-52112	COMP TIME	\$10,000.00	\$49.00	\$888.01	\$9,111.99	\$0.00	\$9,111.99	8.88%
	SALARIES AND WAGES Totals:	\$540,460.00	\$38,943.36	\$194,247.45	\$346,212.55	\$0.00	\$346,212.55	35.94%
BENEFITS								
230-2010-52201	WORKERS COMPENSATIO	\$10,809.20	\$0.00	\$791.40	\$10,017.80	\$0.00	\$10,017.80	7.32%
230-2010-52202	P.E.R.S.	\$75,460.00	\$0.00	\$26,941.14	\$48,518.86	\$0.00	\$48,518.86	35.70%
230-2010-52203	MEDICARE	\$7,836.67	\$563.98	\$2,813.10	\$5,023.57	\$0.00	\$5,023.57	35.90%
230-2010-52204	INS - HOSP	\$152,000.00	\$12,448.03	\$59,560.99	\$92,439.01	\$12,448.94	\$79,990.07	47.37%
230-2010-52205	INS - LIFE	\$780.00	\$59.36	\$296.80	\$483.20	\$362.56	\$120.64	84.53%
230-2010-52209	UNEMPLOYMENT COMP	\$4,170.00	\$0.00	\$0.00	\$4,170.00	\$4,170.00	\$0.00	100.00%
	BENEFITS Totals:	\$251,055.87	\$13,071.37	\$90,403.43	\$160,652.44	\$16,981.50	\$143,670.94	42.77%
CONTRACTUAL SERVICES								
230-2010-52304	PERSONNEL/HUM RES SVC	\$354.00	\$0.00	\$0.00	\$354.00	\$104.00	\$250.00	29.38%
230-2010-52311	OTHER FINANCIAL SERVIC	\$25,169.50	\$1,062.40	\$5,709.80	\$19,459.70	\$16,125.10	\$3,334.60	86.75%
230-2010-52314	INSURANCE	\$1,200.00	\$240.64	\$240.64	\$959.36	\$959.36	\$0.00	100.00%
230-2010-52317	OTHER TECHNICAL SERVI	\$31,767.98	\$2,121.34	\$9,640.42	\$22,127.56	\$8,266.47	\$13,861.09	56.37%
230-2010-52320	POSTAL SERVICES	\$1,403.15	\$26.44	\$424.28	\$978.87	\$275.18	\$703.69	49.85%
230-2010-52323	UTILITIES	\$3,454.81	\$135.97	\$954.05	\$2,500.76	\$1,436.64	\$1,064.12	69.20%
230-2010-52326	ADVERTISING	\$2,325.00	\$0.00	\$210.00	\$2,115.00	\$825.00	\$1,290.00	44.52%
230-2010-52329	MEMBERSHIPS & SUBSCRI	\$6,237.25	\$0.00	\$785.00	\$5,452.25	\$1,435.00	\$4,017.25	35.59%
230-2010-52332	TRAVEL EXPENSES	\$562.24	\$66.12	\$78.88	\$483.36	\$283.36	\$200.00	64.43%
230-2010-52333	REGISTRATION & TRAININ	\$500.00	\$0.00	\$125.00	\$375.00	\$375.00	\$0.00	100.00%
230-2010-52335	RENTAL/LEASE	\$794.79	\$0.00	\$142.02	\$652.77	\$452.77	\$200.00	74.84%
230-2010-52337	SOFTWARE LICENSURE/SU	\$13,000.00	\$3,617.22	\$4,460.50	\$8,539.50	\$5,431.00	\$3,108.50	76.09%

**Expense Report**  
**As Of: 1/1/2026 to 5/31/2026**

Account	Description	Budget	MTD Expense	YTD Expense	UnExp. Balance	Encumbrance	Unenc. Balance	% Used
230-2010-52338	MAINTENANCE/REPAIR	\$2,000.00	\$0.00	\$0.00	\$2,000.00	\$300.00	\$1,700.00	15.00%
230-2010-52350	VITAL STATISTICS FEES	\$37,500.00	\$4,595.84	\$11,142.24	\$26,357.76	\$18,857.76	\$7,500.00	80.00%
230-2010-52351	BURIAL PERMIT FEES	\$2,635.96	\$874.00	\$874.00	\$1,761.96	\$1,500.00	\$261.96	90.06%
230-2010-52354	FOOD SERVICE OPERATIO	\$3,334.00	\$0.00	\$1,536.00	\$1,798.00	\$1,798.00	\$0.00	100.00%
230-2010-52355	RETAIL FOOD ESTABLISHM	\$1,448.00	\$0.00	\$784.00	\$664.00	\$664.00	\$0.00	100.00%
230-2010-52356	VENDING FEES	\$0.00	\$0.00	\$0.00	\$0.00	\$0.00	\$0.00	N/A
230-2010-52358	SWIMMING POOL & SPA FE	\$790.00	\$0.00	\$0.00	\$790.00	\$790.00	\$0.00	100.00%
230-2010-52359	PHARMACY LICENSE FEES	\$161.75	\$0.00	\$0.00	\$161.75	\$0.00	\$161.75	0.00%
230-2010-52361	PERMITS & LICENSES	\$0.00	\$0.00	\$0.00	\$0.00	\$0.00	\$0.00	N/A
230-2010-52389	TAXES, LEVIES & ASSESSM	\$0.00	\$0.00	\$0.00	\$0.00	\$0.00	\$0.00	N/A
230-2010-52390	REFUNDS	\$271.12	\$0.00	\$0.00	\$271.12	\$271.12	\$0.00	100.00%
CONTRACTUAL SERVICES Totals:		\$134,909.55	\$12,739.97	\$37,106.83	\$97,802.72	\$60,149.76	\$37,652.96	72.09%
MATERIALS AND SUPPLIES								
230-2010-52402	OFFICE MATERIALS & SUP	\$4,593.18	\$34.22	\$240.69	\$4,352.49	\$1,723.15	\$2,629.34	42.76%
230-2010-52410	OPERATING SUPPLIES	\$5,562.75	\$28.98	\$415.69	\$5,147.06	\$1,640.06	\$3,507.00	36.96%
230-2010-52415	MEDICAL/DENTAL/LAB SUP	\$2,111.40	\$0.00	\$73.10	\$2,038.30	\$238.30	\$1,800.00	14.75%
230-2010-52416	DRUGS/MEDICINES	\$51,103.26	\$6,128.39	\$6,250.64	\$44,852.62	\$20,085.74	\$24,766.88	51.54%
230-2010-52436	FUEL-GASOLINE/DIESEL/A	\$705.00	\$0.00	\$39.24	\$665.76	\$565.76	\$100.00	85.82%
230-2010-52437	VEHICLE SUPPLIES & REPA	\$850.00	\$0.00	\$145.99	\$704.01	\$654.01	\$50.00	94.12%
230-2010-52450	FURNITURE & SMALL EQUI	\$5,000.00	\$0.00	\$1,954.92	\$3,045.08	\$49.00	\$2,996.08	40.08%
230-2010-52456	MEDICAL EQUIPMENT	\$0.00	\$0.00	\$0.00	\$0.00	\$0.00	\$0.00	N/A
MATERIALS AND SUPPLIES Totals:		\$69,925.59	\$6,191.59	\$9,120.27	\$60,805.32	\$24,956.02	\$35,849.30	48.73%
CAPITAL OUTLAY								
230-2010-52501	LAND AND IMPROVEMENT	\$0.00	\$0.00	\$0.00	\$0.00	\$0.00	\$0.00	N/A
230-2010-52502	FURNITURE/EQUIPMENT	\$5,000.00	\$0.00	\$0.00	\$5,000.00	\$3,033.27	\$1,966.73	60.67%
230-2010-52503	BUILDINGS	\$0.00	\$0.00	\$0.00	\$0.00	\$0.00	\$0.00	N/A
230-2010-52504	VEHICLES	\$0.00	\$0.00	\$0.00	\$0.00	\$0.00	\$0.00	N/A
230-2010-52505	INFRASTRUCTURE	\$0.00	\$0.00	\$0.00	\$0.00	\$0.00	\$0.00	N/A
CAPITAL OUTLAY Totals:		\$5,000.00	\$0.00	\$0.00	\$5,000.00	\$3,033.27	\$1,966.73	60.67%
GENERAL HEALTH Totals:		\$1,001,351.01	\$70,946.29	\$330,877.98	\$670,473.03	\$105,120.55	\$565,352.48	43.54%
PUBLIC HEALTH Totals:		\$1,001,351.01	\$70,946.29	\$330,877.98	\$670,473.03	\$105,120.55	\$565,352.48	43.54%
OTHER FINANCING USES								
TRANSFERS								
TRANSFERS								
230-9001-52919	TRANSFERS	\$0.00	\$0.00	\$0.00	\$0.00	\$0.00	\$0.00	N/A
TRANSFERS Totals:		\$0.00	\$0.00	\$0.00	\$0.00	\$0.00	\$0.00	N/A
TRANSFERS Totals:		\$0.00	\$0.00	\$0.00	\$0.00	\$0.00	\$0.00	N/A
DEPARTMENT: 9002								
TRANSFERS								
230-9002-52920	ADVANCES OUT	\$186,832.09	\$0.00	\$185,311.84	\$1,520.25	\$0.00	\$1,520.25	99.19%
TRANSFERS Totals:		\$186,832.09	\$0.00	\$185,311.84	\$1,520.25	\$0.00	\$1,520.25	99.19%
DEPARTMENT: 9002 Totals:		\$186,832.09	\$0.00	\$185,311.84	\$1,520.25	\$0.00	\$1,520.25	99.19%
OTHER FINANCING USES Totals:		\$186,832.09	\$0.00	\$185,311.84	\$1,520.25	\$0.00	\$1,520.25	99.19%
230 Total:		\$1,188,183.10	\$70,946.29	\$516,189.82	\$671,993.28	\$105,120.55	\$566,872.73	52.29%

231 HEALTH DEPARTMENT MOSQUITO GRANT

Target Percent: 41.67%

**Expense Report**  
**As Of: 1/1/2026 to 5/31/2026**

Account	Description	Budget	MTD Expense	YTD Expense	UnExp. Balance	Encumbrance	Unenc. Balance	% Used
<b>PUBLIC HEALTH</b>								
GENERAL HEALTH								
CONTRACTUAL SERVICES								
231-2010-52317	OTHER TECHNICAL SERVI	\$6,700.00	\$0.00	\$0.00	\$6,700.00	\$0.00	\$6,700.00	0.00%
231-2010-52326	ADVERTISING	\$3,400.00	\$0.00	\$0.00	\$3,400.00	\$0.00	\$3,400.00	0.00%
	CONTRACTUAL SERVICES Totals:	\$10,100.00	\$0.00	\$0.00	\$10,100.00	\$0.00	\$10,100.00	0.00%
MATERIALS AND SUPPLIES								
231-2010-52410	OPERATING SUPPLIES	\$3,400.00	\$0.00	\$0.00	\$3,400.00	\$0.00	\$3,400.00	0.00%
	MATERIALS AND SUPPLIES Totals:	\$3,400.00	\$0.00	\$0.00	\$3,400.00	\$0.00	\$3,400.00	0.00%
TRANSFERS								
231-2010-52920	ADVANCES OUT	\$0.00	\$0.00	\$0.00	\$0.00	\$0.00	\$0.00	N/A
	TRANSFERS Totals:	\$0.00	\$0.00	\$0.00	\$0.00	\$0.00	\$0.00	N/A
	GENERAL HEALTH Totals:	\$13,500.00	\$0.00	\$0.00	\$13,500.00	\$0.00	\$13,500.00	0.00%
	PUBLIC HEALTH Totals:	\$13,500.00	\$0.00	\$0.00	\$13,500.00	\$0.00	\$13,500.00	0.00%
<b>OTHER FINANCING USES</b>								
DEPARTMENT: 9002								
TRANSFERS								
231-9002-52920	ADVANCES OUT	\$0.00	\$0.00	\$0.00	\$0.00	\$0.00	\$0.00	N/A
	TRANSFERS Totals:	\$0.00	\$0.00	\$0.00	\$0.00	\$0.00	\$0.00	N/A
	DEPARTMENT: 9002 Totals:	\$0.00	\$0.00	\$0.00	\$0.00	\$0.00	\$0.00	N/A
	OTHER FINANCING USES Totals:	\$0.00	\$0.00	\$0.00	\$0.00	\$0.00	\$0.00	N/A
231 Total:		\$13,500.00	\$0.00	\$0.00	\$13,500.00	\$0.00	\$13,500.00	0.00%

235 HEALTH DEPARTMENT 340B DRUG PRICING PROGRAM Target Percent: 41.67%

<b>PUBLIC HEALTH</b>								
GENERAL HEALTH								
CONTRACTUAL SERVICES								
235-2010-52317	OTHER TECHNICAL SERVI	\$42,941.37	\$953.21	\$16,308.82	\$26,632.55	\$9,506.45	\$17,126.10	60.12%
235-2010-52320	POSTAL SERVICE	\$1,200.00	\$0.00	\$0.00	\$1,200.00	\$0.00	\$1,200.00	0.00%
235-2010-52323	UTILITIES	\$5,100.85	\$5.06	\$25.91	\$5,074.94	\$210.94	\$4,864.00	4.64%
235-2010-52326	ADVERTISING	\$61,174.50	\$809.05	\$6,971.29	\$54,203.21	\$6,976.58	\$47,226.63	22.80%
235-2010-52329	MEMBERSHIPS & SUBSCRI	\$5,130.00	\$0.00	\$45.00	\$5,085.00	\$130.00	\$4,955.00	3.41%
235-2010-52332	TRAVEL EXPENSES	\$11,518.87	\$268.25	\$2,118.43	\$9,400.44	\$6,424.76	\$2,975.68	74.17%
235-2010-52333	REGISTRATION & TRAININ	\$6,000.00	\$1,800.00	\$2,200.00	\$3,800.00	\$0.00	\$3,800.00	36.67%
235-2010-52335	RENTAL/LEASE	\$1,150.00	\$0.00	\$0.00	\$1,150.00	\$600.00	\$550.00	52.17%
235-2010-52337	SOFTWARE LICENSURE/SU	\$17,008.25	\$71.75	\$324.00	\$16,684.25	\$6,891.25	\$9,793.00	42.42%
235-2010-52338	MAINTENANCE/REPAIR	\$9,884.37	\$649.74	\$1,689.48	\$8,194.89	\$1,194.89	\$7,000.00	29.18%
235-2010-52359	PHARMACY LICENSE	\$1,000.00	\$0.00	\$0.00	\$1,000.00	\$0.00	\$1,000.00	0.00%
235-2010-52361	PERMITS & LICENSES	\$5,000.00	\$0.00	\$0.00	\$5,000.00	\$0.00	\$5,000.00	0.00%
235-2010-52390	REFUNDS	\$0.00	\$0.00	\$0.00	\$0.00	\$0.00	\$0.00	N/A
	CONTRACTUAL SERVICES Totals:	\$167,108.21	\$4,557.06	\$29,682.93	\$137,425.28	\$31,934.87	\$105,490.41	36.87%
MATERIALS AND SUPPLIES								
235-2010-52402	OFFICE MATERIALS & SUP	\$4,529.51	(\$26.63)	\$132.68	\$4,396.83	\$1,029.51	\$3,367.32	25.66%
235-2010-52410	OPERATING SUPPLIES	\$9,825.97	\$0.00	\$1,366.88	\$8,459.09	\$3,547.40	\$4,911.69	50.01%
235-2010-52415	MEDICAL/DENTAL/LAB SUP	\$15,762.02	\$0.00	\$114.37	\$15,647.65	\$647.65	\$15,000.00	4.83%
235-2010-52416	DRUGS/MEDICINES	\$10,800.00	\$107.00	\$857.00	\$9,943.00	\$643.00	\$9,300.00	13.89%

**Expense Report**  
**As Of: 1/1/2026 to 5/31/2026**

Account	Description	Budget	MTD Expense	YTD Expense	UnExp. Balance	Encumbrance	Unenc. Balance	% Used
235-2010-52436	FUEL-GASOLINE/DIESEL/A	\$500.00	\$0.00	\$0.00	\$500.00	\$0.00	\$500.00	0.00%
235-2010-52437	VEHICLE SUPPLIES & REPA	\$200.00	\$0.00	\$0.00	\$200.00	\$0.00	\$200.00	0.00%
235-2010-52450	FURNITURE & SMALL EQUI	\$7,451.07	\$0.00	\$1,962.82	\$5,488.25	\$621.18	\$4,867.07	34.68%
235-2010-52456	MEDICAL EQUIPMENT	\$0.00	\$0.00	\$0.00	\$0.00	\$0.00	\$0.00	N/A
MATERIALS AND SUPPLIES Totals:		\$49,068.57	\$80.37	\$4,433.75	\$44,634.82	\$6,488.74	\$38,146.08	22.26%
CAPITAL OUTLAY								
235-2010-52502	FURNITURE/EQUIPMENT	\$25,000.00	\$0.00	\$13,115.00	\$11,885.00	\$3,033.28	\$8,851.72	64.59%
235-2010-52504	VEHICLES	\$325,000.00	\$0.00	\$0.00	\$325,000.00	\$0.00	\$325,000.00	0.00%
CAPITAL OUTLAY Totals:		\$350,000.00	\$0.00	\$13,115.00	\$336,885.00	\$3,033.28	\$333,851.72	4.61%
GENERAL GOVERNMENT COST								
235-2010-52850	OTHER EXPENSES	\$102,416.87	\$8,690.23	\$20,767.97	\$81,648.90	\$0.00	\$81,648.90	20.28%
GENERAL GOVERNMENT COST Totals:		\$102,416.87	\$8,690.23	\$20,767.97	\$81,648.90	\$0.00	\$81,648.90	20.28%
GENERAL HEALTH Totals:		\$668,593.65	\$13,327.66	\$67,999.65	\$600,594.00	\$41,456.89	\$559,137.11	16.37%
PUBLIC HEALTH Totals:		\$668,593.65	\$13,327.66	\$67,999.65	\$600,594.00	\$41,456.89	\$559,137.11	16.37%
<b>OTHER FINANCING USES</b>								
TRANSFERS								
TRANSFERS								
235-9001-52919	TRANSFERS	\$0.00	\$0.00	\$0.00	\$0.00	\$0.00	\$0.00	N/A
TRANSFERS Totals:		\$0.00	\$0.00	\$0.00	\$0.00	\$0.00	\$0.00	N/A
TRANSFERS Totals:		\$0.00	\$0.00	\$0.00	\$0.00	\$0.00	\$0.00	N/A
OTHER FINANCING USES Totals:		\$0.00	\$0.00	\$0.00	\$0.00	\$0.00	\$0.00	N/A
235 Total:		\$668,593.65	\$13,327.66	\$67,999.65	\$600,594.00	\$41,456.89	\$559,137.11	16.37%

239 HEALTH DEPARTMENT WORKFORCE DEVELOPMENT GRANT Target Percent: 41.67%

**PUBLIC HEALTH**

GENERAL HEALTH

CONTRACTUAL SERVICES

239-2010-52317	OTHER TECHNICAL SERVI	\$41,948.75	\$1,080.00	\$2,840.00	\$39,108.75	\$16,108.75	\$23,000.00	45.17%
239-2010-52326	ADVERTISING	\$500.00	\$47.86	\$47.86	\$452.14	\$0.00	\$452.14	9.57%
239-2010-52329	MEMBERSHIPS & SUBSCRI	\$7,600.00	\$0.00	\$5,670.00	\$1,930.00	\$75.00	\$1,855.00	75.59%
239-2010-52332	TRAVEL EXPENSES	\$1,500.00	\$0.00	\$374.12	\$1,125.88	\$625.88	\$500.00	66.67%
239-2010-52333	REGISTRATION & TRAININ	\$2,850.00	\$75.00	\$1,075.00	\$1,775.00	\$0.00	\$1,775.00	37.72%
CONTRACTUAL SERVICES Totals:		\$54,398.75	\$1,202.86	\$10,006.98	\$44,391.77	\$16,809.63	\$27,582.14	49.30%
MATERIALS AND SUPPLIES								
239-2010-52450	FURNITURE & SMALL EQUI	\$0.00	\$0.00	\$0.00	\$0.00	\$0.00	\$0.00	N/A
MATERIALS AND SUPPLIES Totals:		\$0.00	\$0.00	\$0.00	\$0.00	\$0.00	\$0.00	N/A
GENERAL GOVERNMENT COST								
239-2010-52850	OTHER EXPENSES	\$70,083.08	\$16,535.49	\$21,945.75	\$48,137.33	\$0.00	\$48,137.33	31.31%
GENERAL GOVERNMENT COST Totals:		\$70,083.08	\$16,535.49	\$21,945.75	\$48,137.33	\$0.00	\$48,137.33	31.31%
GENERAL HEALTH Totals:		\$124,481.83	\$17,738.35	\$31,952.73	\$92,529.10	\$16,809.63	\$75,719.47	39.17%
PUBLIC HEALTH Totals:		\$124,481.83	\$17,738.35	\$31,952.73	\$92,529.10	\$16,809.63	\$75,719.47	39.17%

**OTHER FINANCING USES**

TRANSFERS

TRANSFERS

239-9001-52919	TRANSFERS	\$0.00	\$0.00	\$0.00	\$0.00	\$0.00	\$0.00	N/A
TRANSFERS Totals:		\$0.00	\$0.00	\$0.00	\$0.00	\$0.00	\$0.00	N/A

**Expense Report**  
**As Of: 1/1/2026 to 5/31/2026**

Account	Description	Budget	MTD Expense	YTD Expense	UnExp. Balance	Encumbrance	Unenc. Balance	% Used
	TRANSFERS Totals:	\$0.00	\$0.00	\$0.00	\$0.00	\$0.00	\$0.00	N/A
DEPARTMENT: 9002								
TRANSFERS								
239-9002-52920	ADVANCES OUT	\$28,975.00	\$0.00	\$28,975.00	\$0.00	\$0.00	\$0.00	100.00%
	TRANSFERS Totals:	\$28,975.00	\$0.00	\$28,975.00	\$0.00	\$0.00	\$0.00	100.00%
	DEPARTMENT: 9002 Totals:	\$28,975.00	\$0.00	\$28,975.00	\$0.00	\$0.00	\$0.00	100.00%
	OTHER FINANCING USES Totals:	\$28,975.00	\$0.00	\$28,975.00	\$0.00	\$0.00	\$0.00	100.00%
239 Total:		\$153,456.83	\$17,738.35	\$60,927.73	\$92,529.10	\$16,809.63	\$75,719.47	50.66%
240	HEALTH DEPARTMENT HIV GRANT					Target Percent:	41.67%	
<b>PUBLIC HEALTH</b>								
GENERAL HEALTH								
CONTRACTUAL SERVICES								
240-2010-52317	OTHER TECHNICAL SERVI	\$10,219.20	\$1,701.72	\$4,638.90	\$5,580.30	\$1,725.12	\$3,855.18	62.28%
240-2010-52320	POSTAL SERVICE	\$125.92	\$0.00	\$76.49	\$49.43	\$25.92	\$23.51	81.33%
240-2010-52323	UTILITIES	\$862.30	\$29.04	\$234.34	\$627.96	\$227.02	\$400.94	53.50%
240-2010-52326	ADVERTISING	\$62,400.00	\$23,237.67	\$61,687.67	\$712.33	\$650.00	\$62.33	99.90%
240-2010-52329	MEMBERSHIPS & SUBSCRI	\$0.00	\$0.00	\$0.00	\$0.00	\$0.00	\$0.00	N/A
240-2010-52332	TRAVEL EXPENSES	\$1,979.55	\$111.94	\$447.03	\$1,532.52	\$307.52	\$1,225.00	38.12%
240-2010-52333	REGISTRATION & TRAININ	\$0.00	\$0.00	\$0.00	\$0.00	\$0.00	\$0.00	N/A
240-2010-52335	RENTAL/LEASE	\$154.61	\$0.00	\$35.62	\$118.99	\$118.99	\$0.00	100.00%
240-2010-52337	SOFTWARE LICENSURE/SU	\$877.50	\$536.12	\$687.42	\$190.08	\$0.00	\$190.08	78.34%
240-2010-52338	MAINTENANCE/REPAIR	\$713.12	\$130.26	\$260.52	\$452.60	\$282.60	\$170.00	76.16%
240-2010-52359	PHARMACY LICENSE	\$0.00	\$0.00	\$0.00	\$0.00	\$0.00	\$0.00	N/A
240-2010-52361	PERMITS & LICENSES	\$0.00	\$0.00	\$0.00	\$0.00	\$0.00	\$0.00	N/A
	CONTRACTUAL SERVICES Totals:	\$77,332.20	\$25,746.75	\$68,067.99	\$9,264.21	\$3,337.17	\$5,927.04	92.34%
MATERIALS AND SUPPLIES								
240-2010-52402	OFFICE MATERIALS & SUP	\$1,234.12	\$0.00	\$22.07	\$1,212.05	\$912.05	\$300.00	75.69%
240-2010-52410	OPERATING SUPPLIES	\$1,142.92	\$5.77	\$69.41	\$1,073.51	\$805.51	\$268.00	76.55%
240-2010-52415	MEDICAL/DENTAL/LAB SUP	\$6,825.00	\$6,601.78	\$6,612.62	\$212.38	\$0.00	\$212.38	96.89%
240-2010-52416	DRUGS/MEDICINES	\$0.00	\$0.00	\$0.00	\$0.00	\$0.00	\$0.00	N/A
240-2010-52436	FUEL-GASOLINE/DIESEL/A	\$0.00	\$0.00	\$0.00	\$0.00	\$0.00	\$0.00	N/A
240-2010-52450	FURNITURE & SMALL EQUI	\$0.00	\$0.00	\$0.00	\$0.00	\$0.00	\$0.00	N/A
240-2010-52456	MEDICAL EQUIPMENT	\$0.00	\$0.00	\$0.00	\$0.00	\$0.00	\$0.00	N/A
	MATERIALS AND SUPPLIES Totals:	\$9,202.04	\$6,607.55	\$6,704.10	\$2,497.94	\$1,717.56	\$780.38	91.52%
CAPITAL OUTLAY								
240-2010-52502	FURNITURE/EQUIPMENT	\$0.00	\$0.00	\$0.00	\$0.00	\$0.00	\$0.00	N/A
	CAPITAL OUTLAY Totals:	\$0.00	\$0.00	\$0.00	\$0.00	\$0.00	\$0.00	N/A
GENERAL GOVERNMENT COST								
240-2010-52850	OTHER EXPENSES	\$60,180.88	\$12,082.95	\$16,564.74	\$43,616.14	\$0.00	\$43,616.14	27.52%
	GENERAL GOVERNMENT COST Totals:	\$60,180.88	\$12,082.95	\$16,564.74	\$43,616.14	\$0.00	\$43,616.14	27.52%
	GENERAL HEALTH Totals:	\$146,715.12	\$44,437.25	\$91,336.83	\$55,378.29	\$5,054.73	\$50,323.56	65.70%
	PUBLIC HEALTH Totals:	\$146,715.12	\$44,437.25	\$91,336.83	\$55,378.29	\$5,054.73	\$50,323.56	65.70%
<b>OTHER FINANCING USES</b>								
TRANSFERS								
TRANSFERS								

**Expense Report**  
**As Of: 1/1/2026 to 5/31/2026**

Account	Description	Budget	MTD Expense	YTD Expense	UnExp. Balance	Encumbrance	Unenc. Balance	% Used
240-9001-52919	TRANSFERS	\$0.00	\$0.00	\$0.00	\$0.00	\$0.00	\$0.00	N/A
	TRANSFERS Totals:	\$0.00	\$0.00	\$0.00	\$0.00	\$0.00	\$0.00	N/A
	TRANSFERS Totals:	\$0.00	\$0.00	\$0.00	\$0.00	\$0.00	\$0.00	N/A
DEPARTMENT: 9002								
TRANSFERS								
240-9002-52920	ADVANCES OUT	\$66,525.67	\$0.00	\$66,525.67	\$0.00	\$0.00	\$0.00	100.00%
	TRANSFERS Totals:	\$66,525.67	\$0.00	\$66,525.67	\$0.00	\$0.00	\$0.00	100.00%
	DEPARTMENT: 9002 Totals:	\$66,525.67	\$0.00	\$66,525.67	\$0.00	\$0.00	\$0.00	100.00%
	OTHER FINANCING USES Totals:	\$66,525.67	\$0.00	\$66,525.67	\$0.00	\$0.00	\$0.00	100.00%
240 Total:		\$213,240.79	\$44,437.25	\$157,862.50	\$55,378.29	\$5,054.73	\$50,323.56	76.40%
241	HEALTH DEPARTMENT STD GRANT					Target Percent:	41.67%	
PUBLIC HEALTH								
GENERAL HEALTH								
CONTRACTUAL SERVICES								
241-2010-52317	OTHER TECHNICAL SERVI	\$13,430.39	\$2,384.22	\$8,991.10	\$4,439.29	\$2,993.55	\$1,445.74	89.24%
241-2010-52320	POSTAL SERVICE	\$412.00	\$0.00	\$76.49	\$335.51	\$100.00	\$235.51	42.84%
241-2010-52323	UTILITIES	\$2,004.10	\$34.10	\$220.75	\$1,783.35	\$353.46	\$1,429.89	28.65%
241-2010-52326	ADVERTISING	\$52,869.28	\$359.50	\$10,333.66	\$42,535.62	\$10,416.30	\$32,119.32	39.25%
241-2010-52329	MEMBERSHIPS & SUBSCRI	\$400.00	\$0.00	\$0.00	\$400.00	\$0.00	\$400.00	0.00%
241-2010-52332	TRAVEL EXPENSES	\$4,425.38	\$268.25	\$1,055.54	\$3,369.84	\$1,119.84	\$2,250.00	49.16%
241-2010-52333	REGISTRATION & TRAININ	\$1,600.00	\$0.00	\$0.00	\$1,600.00	\$0.00	\$1,600.00	0.00%
241-2010-52335	RENTAL/LEASE	\$169.82	\$0.00	\$35.62	\$134.20	\$134.20	\$0.00	100.00%
241-2010-52337	SOFTWARE LICENSURE/SU	\$8,929.02	\$480.56	\$1,165.86	\$7,763.16	\$3,707.00	\$4,056.16	54.57%
241-2010-52338	MAINTENANCE/REPAIR	\$33.33	\$0.00	\$0.00	\$33.33	\$0.00	\$33.33	0.00%
241-2010-52359	PHARMACY LICENSE	\$0.00	\$0.00	\$0.00	\$0.00	\$0.00	\$0.00	N/A
241-2010-52361	PERMITS & LICENSES	\$0.00	\$0.00	\$0.00	\$0.00	\$0.00	\$0.00	N/A
241-2010-52390	REFUNDS	\$0.00	\$0.00	\$0.00	\$0.00	\$0.00	\$0.00	N/A
	CONTRACTUAL SERVICES Totals:	\$84,273.32	\$3,526.63	\$21,879.02	\$62,394.30	\$18,824.35	\$43,569.95	48.30%
MATERIALS AND SUPPLIES								
241-2010-52402	OFFICE MATERIALS & SUP	\$3,360.13	\$0.00	\$226.71	\$3,133.42	\$1,066.08	\$2,067.34	38.47%
241-2010-52410	OPERATING SUPPLIES	\$1,952.59	\$5.77	\$214.24	\$1,738.35	\$563.35	\$1,175.00	39.82%
241-2010-52415	MEDICAL/DENTAL/LAB SUP	\$5,931.74	\$0.00	\$2,625.72	\$3,306.02	\$166.02	\$3,140.00	47.06%
241-2010-52416	DRUGS/MEDICINES	\$0.00	\$0.00	\$0.00	\$0.00	\$0.00	\$0.00	N/A
241-2010-52436	FUEL-GASOLINE/DIESEL/A	\$0.00	\$0.00	\$0.00	\$0.00	\$0.00	\$0.00	N/A
241-2010-52450	FURNITURE & SMALL EQUI	\$0.00	\$0.00	\$0.00	\$0.00	\$0.00	\$0.00	N/A
241-2010-52456	MEDICAL EQUIPMENT	\$0.00	\$0.00	\$0.00	\$0.00	\$0.00	\$0.00	N/A
	MATERIALS AND SUPPLIES Totals:	\$11,244.46	\$5.77	\$3,066.67	\$8,177.79	\$1,795.45	\$6,382.34	43.24%
CAPITAL OUTLAY								
241-2010-52502	FURNITURE/EQUIPMENT	\$0.00	\$0.00	\$0.00	\$0.00	\$0.00	\$0.00	N/A
	CAPITAL OUTLAY Totals:	\$0.00	\$0.00	\$0.00	\$0.00	\$0.00	\$0.00	N/A
GENERAL GOVERNMENT COST								
241-2010-52850	OTHER EXPENSES	\$253,025.73	\$55,851.43	\$79,423.78	\$173,601.95	\$0.00	\$173,601.95	31.39%
	GENERAL GOVERNMENT COST Totals:	\$253,025.73	\$55,851.43	\$79,423.78	\$173,601.95	\$0.00	\$173,601.95	31.39%
	GENERAL HEALTH Totals:	\$348,543.51	\$59,383.83	\$104,369.47	\$244,174.04	\$20,619.80	\$223,554.24	35.86%
	PUBLIC HEALTH Totals:	\$348,543.51	\$59,383.83	\$104,369.47	\$244,174.04	\$20,619.80	\$223,554.24	35.86%



**Expense Report**  
**As Of: 1/1/2026 to 5/31/2026**

Account	Description	Budget	MTD Expense	YTD Expense	UnExp. Balance	Encumbrance	Unenc. Balance	% Used
OTHER FINANCING USES								
TRANSFERS								
TRANSFERS								
241-9001-52919	TRANSFERS	\$0.00	\$0.00	\$0.00	\$0.00	\$0.00	\$0.00	N/A
	TRANSFERS Totals:	\$0.00	\$0.00	\$0.00	\$0.00	\$0.00	\$0.00	N/A
	TRANSFERS Totals:	\$0.00	\$0.00	\$0.00	\$0.00	\$0.00	\$0.00	N/A
DEPARTMENT: 9002								
TRANSFERS								
241-9002-52920	ADVANCES OUT	\$73,182.55	\$0.00	\$73,182.55	\$0.00	\$0.00	\$0.00	100.00%
	TRANSFERS Totals:	\$73,182.55	\$0.00	\$73,182.55	\$0.00	\$0.00	\$0.00	100.00%
	DEPARTMENT: 9002 Totals:	\$73,182.55	\$0.00	\$73,182.55	\$0.00	\$0.00	\$0.00	100.00%
	OTHER FINANCING USES Totals:	\$73,182.55	\$0.00	\$73,182.55	\$0.00	\$0.00	\$0.00	100.00%
241 Total:		\$421,726.06	\$59,383.83	\$177,552.02	\$244,174.04	\$20,619.80	\$223,554.24	46.99%
242	HEALTH COVID-19 VACCINATION CN22 GRANT					Target Percent:	41.67%	
PUBLIC HEALTH								
GENERAL HEALTH								
CONTRACTUAL SERVICES								
242-2010-52326	ADVERTISING	\$0.00	\$0.00	\$0.00	\$0.00	\$0.00	\$0.00	N/A
	CONTRACTUAL SERVICES Totals:	\$0.00	\$0.00	\$0.00	\$0.00	\$0.00	\$0.00	N/A
MATERIALS AND SUPPLIES								
242-2010-52410	OPERATING SUPPLIES	\$0.00	\$0.00	\$0.00	\$0.00	\$0.00	\$0.00	N/A
242-2010-52450	FURNITURE & SMALL EQUI	\$0.00	\$0.00	\$0.00	\$0.00	\$0.00	\$0.00	N/A
	MATERIALS AND SUPPLIES Totals:	\$0.00	\$0.00	\$0.00	\$0.00	\$0.00	\$0.00	N/A
GENERAL GOVERNMENT COST								
242-2010-52850	OTHER EXPENSES	\$0.00	\$0.00	\$0.00	\$0.00	\$0.00	\$0.00	N/A
	GENERAL GOVERNMENT COST Totals:	\$0.00	\$0.00	\$0.00	\$0.00	\$0.00	\$0.00	N/A
	GENERAL HEALTH Totals:	\$0.00	\$0.00	\$0.00	\$0.00	\$0.00	\$0.00	N/A
	PUBLIC HEALTH Totals:	\$0.00	\$0.00	\$0.00	\$0.00	\$0.00	\$0.00	N/A
OTHER FINANCING USES								
TRANSFERS								
TRANSFERS								
242-9001-52919	TRANSFERS	\$0.00	\$0.00	\$0.00	\$0.00	\$0.00	\$0.00	N/A
	TRANSFERS Totals:	\$0.00	\$0.00	\$0.00	\$0.00	\$0.00	\$0.00	N/A
	TRANSFERS Totals:	\$0.00	\$0.00	\$0.00	\$0.00	\$0.00	\$0.00	N/A
DEPARTMENT: 9002								
TRANSFERS								
242-9002-52920	ADVANCES OUT	\$0.00	\$0.00	\$0.00	\$0.00	\$0.00	\$0.00	N/A
	TRANSFERS Totals:	\$0.00	\$0.00	\$0.00	\$0.00	\$0.00	\$0.00	N/A
	DEPARTMENT: 9002 Totals:	\$0.00	\$0.00	\$0.00	\$0.00	\$0.00	\$0.00	N/A
	OTHER FINANCING USES Totals:	\$0.00	\$0.00	\$0.00	\$0.00	\$0.00	\$0.00	N/A
242 Total:		\$0.00	\$0.00	\$0.00	\$0.00	\$0.00	\$0.00	N/A

243                      HEALTH COVID-19 ENHANCED OPERATIONS (EO22) GRANT                      Target Percent:      41.67%

**PUBLIC HEALTH**

**Expense Report**  
**As Of: 1/1/2026 to 5/31/2026**

Account	Description	Budget	MTD Expense	YTD Expense	UnExp. Balance	Encumbrance	Unenc. Balance	% Used
GENERAL HEALTH								
CONTRACTUAL SERVICES								
243-2010-52304	PERSONNEL/HUM RES SVC	\$0.00	\$0.00	\$0.00	\$0.00	\$0.00	\$0.00	N/A
243-2010-52317	OTHER TECHNICAL SERVI	\$0.00	\$0.00	\$0.00	\$0.00	\$0.00	\$0.00	N/A
243-2010-52326	ADVERTISING	\$0.00	\$0.00	\$0.00	\$0.00	\$0.00	\$0.00	N/A
243-2010-52389	REIMBURSEMENTS	\$0.00	\$0.00	\$0.00	\$0.00	\$0.00	\$0.00	N/A
	CONTRACTUAL SERVICES Totals:	\$0.00	\$0.00	\$0.00	\$0.00	\$0.00	\$0.00	N/A
MATERIALS AND SUPPLIES								
243-2010-52402	OFFICE MATERIALS & SUP	\$0.00	\$0.00	\$0.00	\$0.00	\$0.00	\$0.00	N/A
243-2010-52410	OPERATING SUPPLIES	\$0.00	\$0.00	\$0.00	\$0.00	\$0.00	\$0.00	N/A
243-2010-52415	MEDICAL/DENTAL/LAB SUP	\$0.00	\$0.00	\$0.00	\$0.00	\$0.00	\$0.00	N/A
243-2010-52450	FURNITURE & SMALL EQUI	\$0.00	\$0.00	\$0.00	\$0.00	\$0.00	\$0.00	N/A
	MATERIALS AND SUPPLIES Totals:	\$0.00	\$0.00	\$0.00	\$0.00	\$0.00	\$0.00	N/A
GENERAL GOVERNMENT COST								
243-2010-52850	OTHER EXPENSES	\$0.00	\$0.00	\$0.00	\$0.00	\$0.00	\$0.00	N/A
	GENERAL GOVERNMENT COST Totals:	\$0.00	\$0.00	\$0.00	\$0.00	\$0.00	\$0.00	N/A
	GENERAL HEALTH Totals:	\$0.00	\$0.00	\$0.00	\$0.00	\$0.00	\$0.00	N/A
	PUBLIC HEALTH Totals:	\$0.00	\$0.00	\$0.00	\$0.00	\$0.00	\$0.00	N/A
<b>OTHER FINANCING USES</b>								
TRANSFERS								
TRANSFERS								
243-9001-52919	TRANSFERS	\$0.00	\$0.00	\$0.00	\$0.00	\$0.00	\$0.00	N/A
	TRANSFERS Totals:	\$0.00	\$0.00	\$0.00	\$0.00	\$0.00	\$0.00	N/A
	TRANSFERS Totals:	\$0.00	\$0.00	\$0.00	\$0.00	\$0.00	\$0.00	N/A
DEPARTMENT: 9002								
TRANSFERS								
243-9002-52920	ADVANCES OUT	\$0.00	\$0.00	\$0.00	\$0.00	\$0.00	\$0.00	N/A
	TRANSFERS Totals:	\$0.00	\$0.00	\$0.00	\$0.00	\$0.00	\$0.00	N/A
	DEPARTMENT: 9002 Totals:	\$0.00	\$0.00	\$0.00	\$0.00	\$0.00	\$0.00	N/A
	OTHER FINANCING USES Totals:	\$0.00	\$0.00	\$0.00	\$0.00	\$0.00	\$0.00	N/A
243 Total:		\$0.00	\$0.00	\$0.00	\$0.00	\$0.00	\$0.00	N/A
Grand Total:		\$2,658,700.43	\$205,833.38	\$980,531.72	\$1,678,168.71	\$189,061.60	\$1,489,107.11	43.99%
Target Percent:							41.67%	